



**YAMAHA**

**PARTS LIST**

**MODEL**

**YES1**

**YAMAHA MOTOR CO.,LTD.**





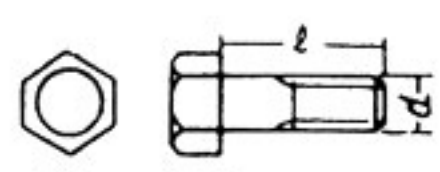
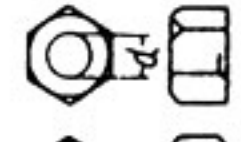
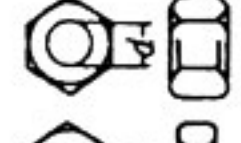
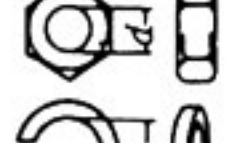
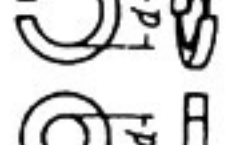
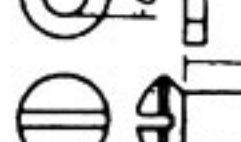

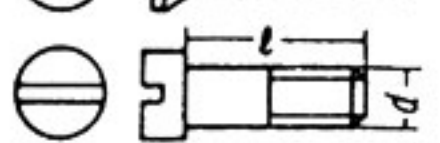
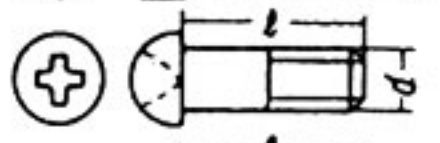
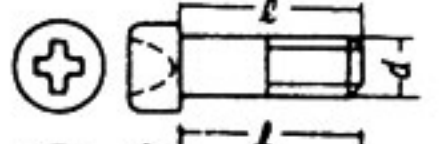
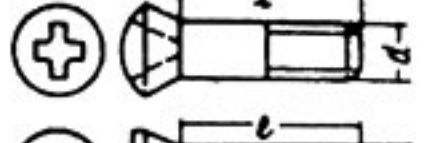
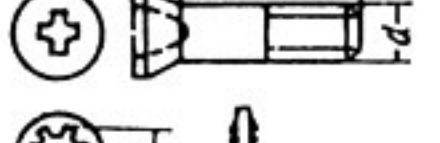
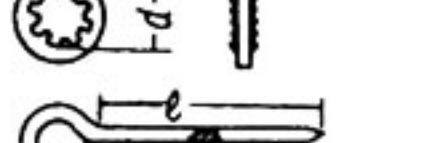



# YAMAHA YCS1

## SPECIFICATION

Overall Length	75.6 in (1,920mm)
Overall Width	30.1 in ( 765mm)
Overall Height	39.2 in ( 995mm)
Wheel Base	49.0 in (1,245mm)
Road Clearance	6.1 in (155mm)
Net Weight	262 lbs (119kg)
Bore and Stroke	50 x 46
Compression Ratio	7.4 : 1
Fuel Tank Capacity	11.4 l/ 3.3 gal
Maximum Power	21 ps/8,000rpm
Maximum Torque	2.0 kgm /7,000rpm
Speed Range	85 ~ 90 m/h(140 km/h)
Climbing Ability	23°
Starting System	Electric and Kick
Front Tyre	2.50-18-4PR
Rear Tyre	2.75-18-4PR




The table of standards & parts

Pattern	Name of items	Indication	Express	Form
YS 0 1	Bolt	Pattern—d · 1	YS 01-8.50	
YS 0 2	Nut	Pattern—d	YS 02-4	
YS 0 3	Nut	Pattern—d	YS 03-5	
YS 0 4	Nut	Pattern—d	YS 04-6	
YS 0 5	Spring washer	Pattern—washer	YS 05-8	
YS 0 6	Plane washer	Pattern—washer	YS 06-10	
YS 0 7	Oval head screw	Pattern—d · 1	YS 07-6.15	
YS 0 8	Flat head screw	Pattern—d · 1	YS 08-8.20	
YS 0 9	Cylinder head screw	Pattern—d · 1	YS 09-5.20	
YS 1 1	Round head screw	Pattern—d · 1	YS 11-4.25	
YS 1 2	Pan head screw	Pattern—d · 1	YS 12-6.30	
YS 1 3	Oval head screw	Pattern—d · 1	YS 13-6.20	
YS 1 5	Flat head screw	Pattern—d · 1	YS 15-6.18	
YS 1 6	Teeth washer	Pattern—washer	YS 16-20	
YS 2 0	Cutter pin	Pattern—d · 1	YS 20-4-20	
YS 2 3	Slotted nut	Pattern—d	YS 23-10	
Pattern	Name of items	Pattern	Name of items	
B	Bearing	K. KN	Knock pin	
OR	O ring	S P	Spark plugs	
<b>Notes</b> "C" mark on the end of parts—number means plating parts. "S" mark on the end of parts—number means special stainless. "A" mark on the end of parts—number means special bolt.				



# YAMAHA

YCS1



YCS1



## SPECIFICATION

### YCS1

Overall Length	75.6in (1,920mm)
Overall Width	30.1in ( 765mm)
Overall Height	39.2in ( 995mm)
Wheel Base	49.0in (1,245mm)
Road Clearance	6.1in (155mm)
Net Weight	262lbs (119kg)
Bore and Stroke	50 x 46
Compression Ratio	7.4 : 1
Fuel Tank Capacity	11.4ℓ/3.3gal
Maximum Power	21ps/8,000rpm
Maximum Torque	2.0kgm/7,000rpm
Speed Range	85 ~ 90m/h (140km/h)
Climbing Ability	23°
Starting System	Electric and Kick
Front Tyre	2.50-18-4PR
Rear Tyre	2.75-18-4PR



## I.B.M PARTS ORDER SYSTEM

This introduction is prepared to make you understood how our I. B. M system works and in what way our parts list is compiled so that you may be correctly guided in making use of our parts list.

Our parts number is basically classified into the following two.

- |        |                    |                  |                             |
|--------|--------------------|------------------|-----------------------------|
| (1. -) | Basic composition: | 000 - 00000 - 00 | (for standard parts)        |
| (2. -) | Basic composition: | 00000 - 00000    | (for interchangeable parts) |

### 1. STANDARD PARTS

These 10 digits are divided in three (3) sections: a - b - c.

1a) These first **three digits** represent the original model this part was used in. -

i. e. :	164	- 00000 - 00 )	
	165	- 00000 - 00 )	Identifies the YL2/YL2C model (100cc.)
	166	- 00000 - 00 )	
	167	- 00000 - 00 )	
	168	- 00000 - 00 )	Identifies the YR1 model (350cc.)
	169	- 00000 - 00 )	Identifies the YDS5E model (250cc.)
	170	- 00000 - 00 )	
	171	- 00000 - 00 )	Identifies the YM2C model (305cc.)
	172	- 00000 - 00 )	
	173	- 00000 - 00 )	Identifies the YCS1E model (180cc.)
	174	- 00000 - 00 )	
	177	- 00000 - 00 )	Identifies the TD1C model (250cc. Racer)

you will also find that some of these "three digits" numbers are interchangeable with or used for other models.

1b) The next **five digits** represent the section and actual part number. -

Out of these "five digits" the FIRST digit represents the section of the motor-cycle to which the part belongs. - i. e. :

000 -	1	0000 - 00	(1)	represents the ENGINE section
000 -	2	0000 - 00	(2)	represents the FRAME section
000 -	8	0000 - 00	(8)	represents the ELECTRIC section



(YL2/L2C)	166-11311-00	Cylinder-----	(1)	identifies the ENGINE section
(YCS1)	174-25111-00	HUB, front-----	(2)	identifies the FRAME section
(YR1)	168-82590-00	Wire Harness---	(8)	identifies the ELECTRIC section

The **SECOND & THIRD** digits represent the location of the part in the section (1-2-8).

**EXAMPLES: (ENGINE SECTION)**

(YL2/L2C)	166-11311-00	Cylinder-----	(13)	identifies the Crank Case section
(YL2/L2C)	166-11601-00	Ring set STD---	(16)	identifies the Piston section
(YCS1)	174-17401-00	Main axle ass'y.	(74)	identifies the Transmission section
(YDS5)	170-14101-00	Carburetor ass'y.(L)	(41)	identifies the Carburetor section

**EXAMPLES: (FRAME SECTION)**

(YL2/L2C)	164-22210-00	Rear cushion---	(22)	identifies the Rear Cushion section
(YL2/L2C)	164-23136-00	Outer tube (R)--	(31)	identifies the Front Fork section
(YR1)	168-24171-00	Knee grip (L)---	(41)	identifies the Fuel Tank section
(YR1)	168-25386-00	Collar, sprocket shaft--	(53)	identifies the Rear Wheel section

**EXAMPLES: (ELECTRIC/WIRING SECTION)**

Any part number in this "five digit" section that starts with the figure EIGHT (8), shows a component of the ELECTRIC section, i. e. :

(YL2/L2C)	164-81910-20	Regulator		
(YL2/L2C)	164-82510-10	Main switch ass'y.		
(YM2C)	170-82590-10	Wire harness ass'y.		
(YR1)	168-82116-00	Lead wire (-).		
(YR1)	168-82540-00	Neutral switch ass'y.		

The **FOURTH & FIFTH** digits ARE the ACTUAL PART No.

(YCS1)	174-14101-00	Carburetor (L)--	(01)	identifies the Carburetor (L)
(YCS1)	174-14102-00	Carburetor (R)--	(02)	identifies the Carburetor (R)
(YR1)	168-11311-01	Cylinder (L)----	(11)	identifies the Cylinder (L)
(YR1)	168-11321-01	Cylinder (R)----	(21)	identifies the Cylinder (R)
(YL2/L2C)	164-24171-00	Knee grip (L)---	(71)	identifies the Knee grip(L)
(YL2/L2C)	164-24172-00	Knee grip (R)---	(72)	identifies the Knee grip (R)

1c) The last **two digits** in the "10 digits" series advise you of any changes, corrections or modifications to the original part.



**EXAMPLES:**

(YCS1) 174-17221-00 2nd. gear wheel - This gear was modified for better performance and therefore the number was changed to read: 174-17221-01  
 If we make further modification of this part; then the number will be changed to read: 174-17221-02 or 03 etc., etc. -

**2. -INTERCHANGEABLE PARTS.** - These "10 digits" are divided into 2 sections of "5 digits" each. -

These series ALWAYS start with the figures "93 or 94."

The 93000 - 00000 or 94000 - 00000 numbers are used for the most commonly used interchangeable parts such as: Oil seals, Bearing, "O" rings, Circlips, Knock pins, Tires Steel Balls, Rims, Chain Joints, Tire tubes, etc., etc. -

In addition to the "10 digits" that we have mentioned above, we have 2 more digits that **must** be added to the part number whenever there is a COLOR part involved. -\*\*\*

The I. B. M COLOR CHART consists of the following numbers:

000-00000-00- <u>22</u>	CANDY RED	000-00000-00- <u>24</u>	LIGHT VERMILION(red)
000-00000-00- <u>25</u>	YAMAHA YELLOW	000-00000-00- <u>28</u>	PEACOCK BLUE
000-00000-00- <u>33</u>	YAMAHA BLACK	000-00000-00- <u>35</u>	SILVER
000-00000-00- <u>44</u>	CANDY BLUE (new)	000-00000-00- <u>81</u>	PRIMER

\*\*\* PLEASE do not fail to add this color number when ordering painted parts\*\*\*

Color code numbers available for this model are as follows:

Model YCS1

CODE NO.	COLOR	APPLICATION
22	Candy red	YCS1
33	Yamaha black	YCS1
44	Candy blue	YCS1
81	Primer	YCS1

**3. DIMENSIONS:** All dimensions are given in millimeters with the exception of steel balls which are given in inches.



**4. KEY TO SYMBOLS:**

- R. H. . . . . Right hand side (Viewed from the rider's seat facing forward)
- L. H. . . . . Left hand side (Viewed from the rider's seat facing forward)
- S. R. . . . . Suggested retail price
- UR. . . . . Use size (thickness) and/or numbers as required
- ⊙ . . . . . Painted parts
- ☆ . . . . . Government inspected parts
- △ . . . . . Not supplied as a single part
- S . . . . . Indicates "S" shaped circlip
- E . . . . . Indicates "E" shaped circlip
- R . . . . . Indicates "R" shaped circlip
- T . . . . . Number of teeth in a gear
- V . . . . . Voltage for light bulbs
- W . . . . . Wattage for light bulbs
- L . . . . . Length
- S . . . . . "S" type oil seal
- SD . . . . . "SD" type oil seal
- SO . . . . . "SO" type oil seal
- SW . . . . . "SW" type oil seal

**5. COMPONENT PARTS:** Component parts of an assembly are preceded by a dot (.) as follows:

- KICK CRANK ASS'Y
- . WASHER, spring )
- . LEVER, kick ) Component parts
- . PIN )

Component parts which are mounted on either side of the m/c. are listed in the following sequence:

- 5a). - Parts to be mounted on "LEFT SIDE" are listed first. -
- 5b). - Parts to be mounted on "RIGHT SIDE" are listed second. -
- 5c). - Parts which can be mounted on "EITHER SIDE" are listed next to the above parts. -

You are requested to be very careful, when ordering, not to make a mistake in stating the part numbers, since only a single wrong figure will entirely change the contents and will cause you to receive quite a different part.

We believe that this introduction will prove a great help to you, but if you have any ambiguous point, please do not hesitate to contact us.



## MODEL IDENTIFICATION (FIRST THREE DIGITS)

MODEL	NUMBER	MODEL	NUMBER	MODEL	NUMBER	MODEL	NUMBER
MF2C	104-	H1	131-	YD3	148-	YL2C	167-
MJ2	107-	H2	132-	YDS1	150-	YR1	168-
YJ2	115-	YL1	134-	YDS2	152-	YDS5E	169-
U5	116-	YA3	135-	YDS3	156-	YDS5	170-
YG1	122-	YA5	136-	YDS3C	157-	YM2	171-
YG1A	123-	YA6	137-	YM1	159-	YM2C	172-
YG1C	125-	YAT1	141-	MJ2B	162-	YCS1E	173-
YG1K	127-	TD1	143-	H3	164-	YCS1	174-
YP1	128-	TD1A	144-	H3E	165-	YL1E	176-
YGS1-T	130-	TD1B	145-	YL2	166-	TD1C	177-







# CONTENTS

## ENGINE

Fig. 1	Crank Case.....	1
Fig. 2	Crank Case Cover.....	3
Fig. 3	Crank and Piston.....	5
Fig. 4	Clutch.....	9
Fig. 5	Transmission.....	11
Fig. 6	Shifter (1).....	13
Fig. 7	Shifter (2).....	15
Fig. 8	Kick.....	17
Fig. 9	Air Cleaner.....	19
Fig. 10	Carburetor.....	21
Fig. 11	Muffler.....	25
Fig. 12	Oil Pump.....	27
Fig. 13	Generator.....	31

## CHASSIS

Fig. 14	Frame.....	35
Fig. 15	Rear Arm and Chain Case .....	37
Fig. 16	Stand and Brake Pedal.....	39
Fig. 17	Tools Box .....	41
Fig. 18	Handle and Front Fender.....	43
Fig. 19	Front Fork.....	47
Fig. 20	Tank.....	51
Fig. 21	Oil Tank.....	53
Fig. 22	Seat and Carrier.....	55



Fig. 23	Front Wheel.....	57
Fig. 24	Rear Wheel.....	61
Fig. 25	Head Lamp and Tail Lamp.....	65
Fig. 26	Flasher Lamp .....	69
Fig. 27	Electrical System.....	71

## NUMERICAL INDEX





E N G I N E













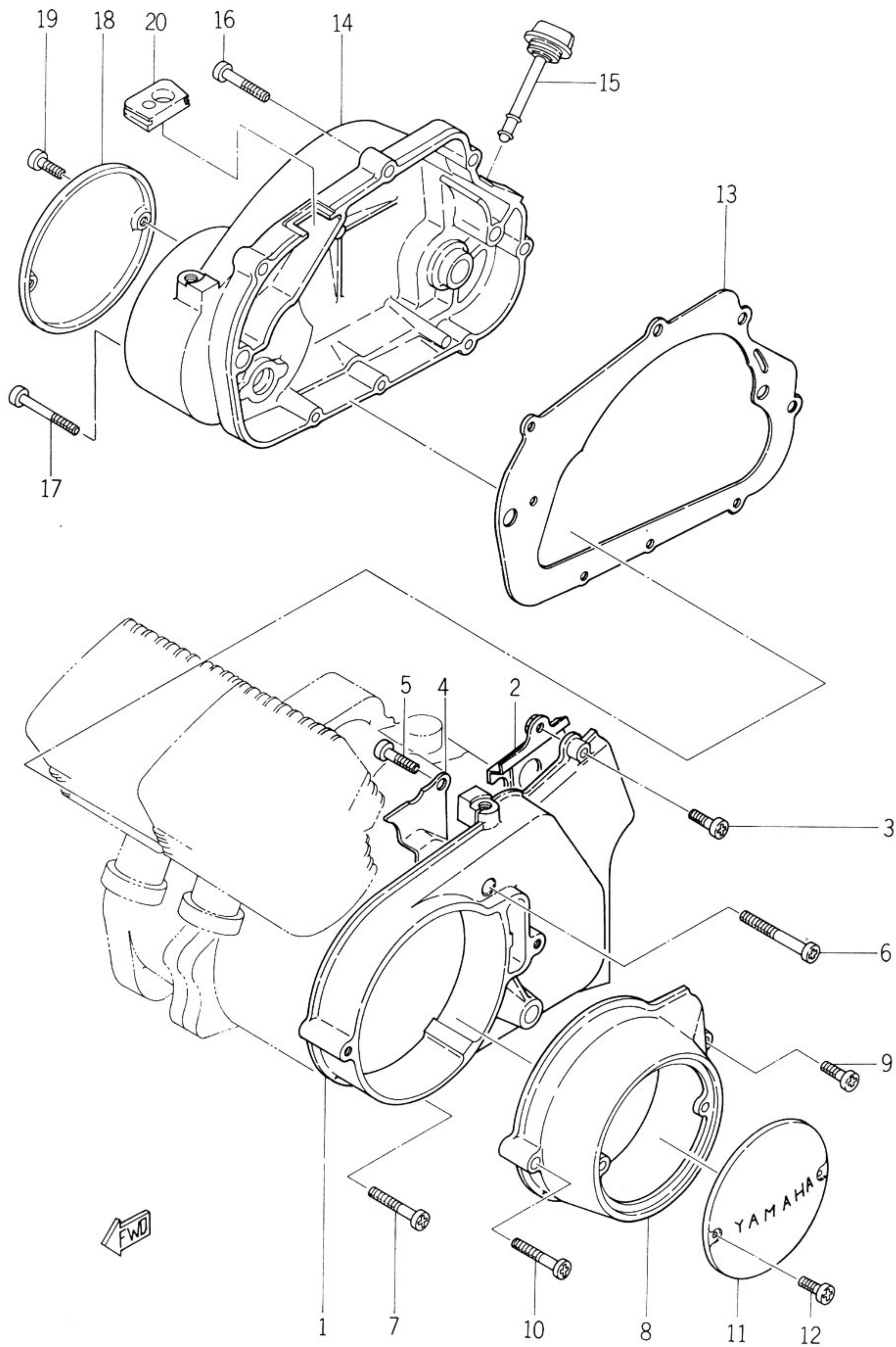




Ref. No.	Part No.	Part Name	Description	Qty	S · R	Remarks
1- 1	174-15111-00	CASE, crank (L.H)		1		
1- 2	174-15121-00	CASE, crank (R.H)		1		
1- 3	91810-08016	PIN, dowel	9.8-12-16	2		
1- 4	93603-14026	PIN, locating	3-14	1		
1- 5	174-15357-01	GROMMET		1		
1- 6	92501-06085	SCREW, pan head		6		
1- 7	91810-03014	PIN, dowel	8.5-10-14	4		
1- 8	92501-06100	SCREW, pan head		1		
1- 9	92501-06050	SCREW, pan head		1		
1-10	92501-06060	SCREW, pan head		4		
1-11	132-15353-00	GASKET	12.5-19-15	1		
1-12	132-15351-00	PLUG, drain		1		
1-13	132-15371-00	BREATHER		1		
1-14	174-11361-00	BOLT, cylinder holding		8		
1-15	174-11351-00	GASKET, cylinder		2		
1-16	174-11311-00	BODY, cylinder (L.H)		1		
1-17	174-11321-00	BODY, cylinder (R.H)		1		
1-18	174-11181-00	GASKET, cylinder head		2		
1-19	174-11111-00	HEAD, cylinder (L.H)		1		
1-20	174-11121-00	HEAD, cylinder (R.H)		1		
1-21	131-11175-00	WASHER, holding	7.5-13-1.2	8		
1-22	166-11171-60	NUT, holding		8		



Fig. 2 CRANK CASE COVER

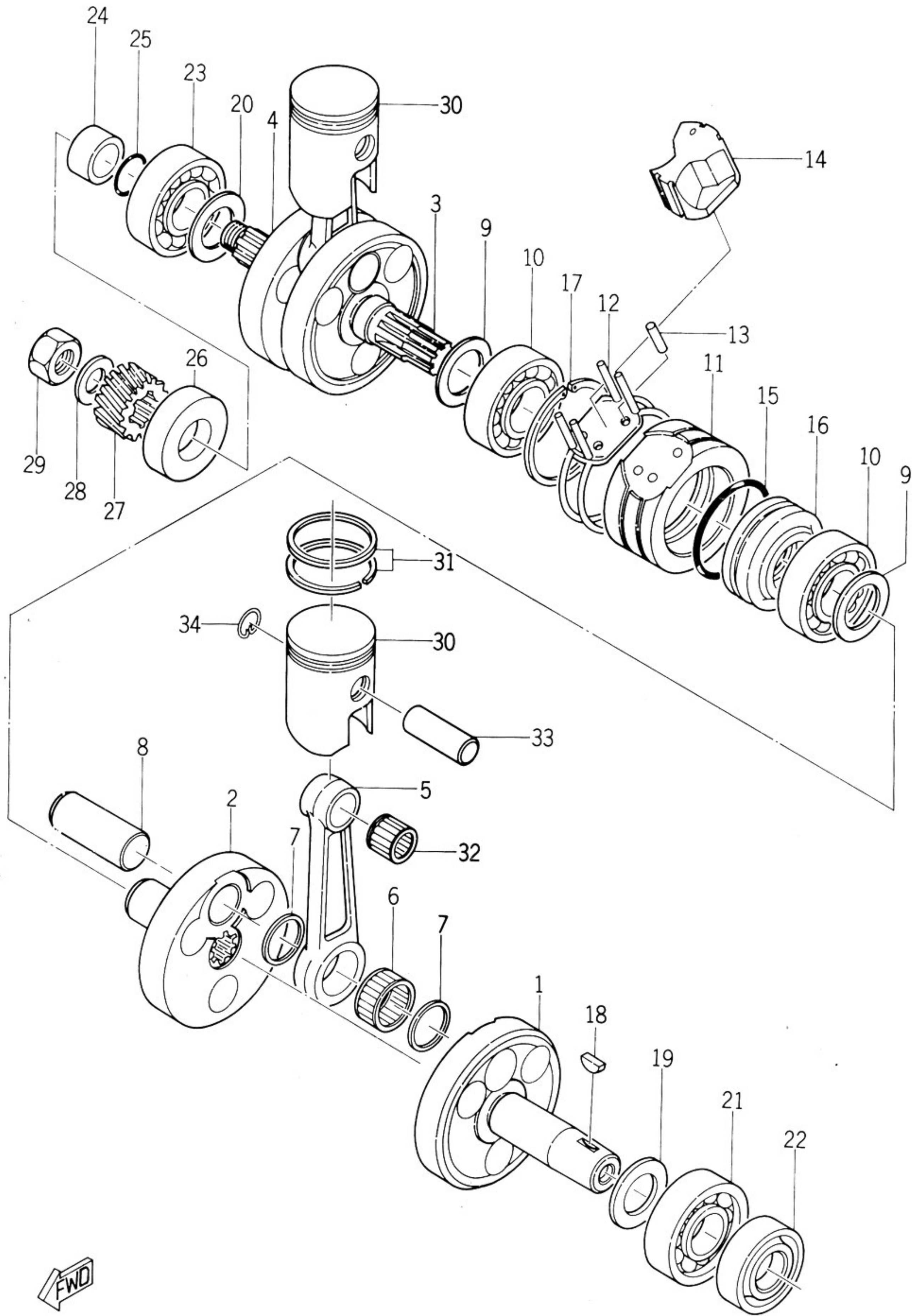




Ref. No.	Part No.	Part Name	Description	Q'ty	S · R	Remarks
2- 1	174-15411-00	COVER, crank case (L. H)		1		
2- 2	174-15418-00	COVER, chain case		1		
2- 3	92501-06020	SCREW, pan head		2		
2- 4	174-18428-00	SEAL, dust		1		
2- 5	92501-06008	SCREW, pan head		2		
2- 6	92501-06050	SCREW, pan head		1		
2- 7	92501-06040	SCREW, pan head		2		
2- 8	173-15425-00	COVER, generator (2)		1		
2- 9	92501-06020	SCREW, pan head		1		
2-10	92501-06040	SCREW, pan head		1		
2-11	164-15415-00	COVER, generator (1)		1		
2-12	92501-04005	SCREW, pan head		2		
2-13	174-15324-00	GASKET, crank case (2)		1		
2-14	174-15421-00	COVER, crank case (R. H)		1		
2-15	174-15363-00	PLUG, oil		1		
2-16	92501-06035	SCREW, pan head		7		
2-17	92501-06040	SCREW, pan head		1		
2-18	174-15416-00	COVER, oil pump		1		
2-19	92501-06010	SCREW, pan head		2		
2-20	132-13174-00	HOLDER, oil pipe		1		



# Fig. 3 CRANK AND PISTON

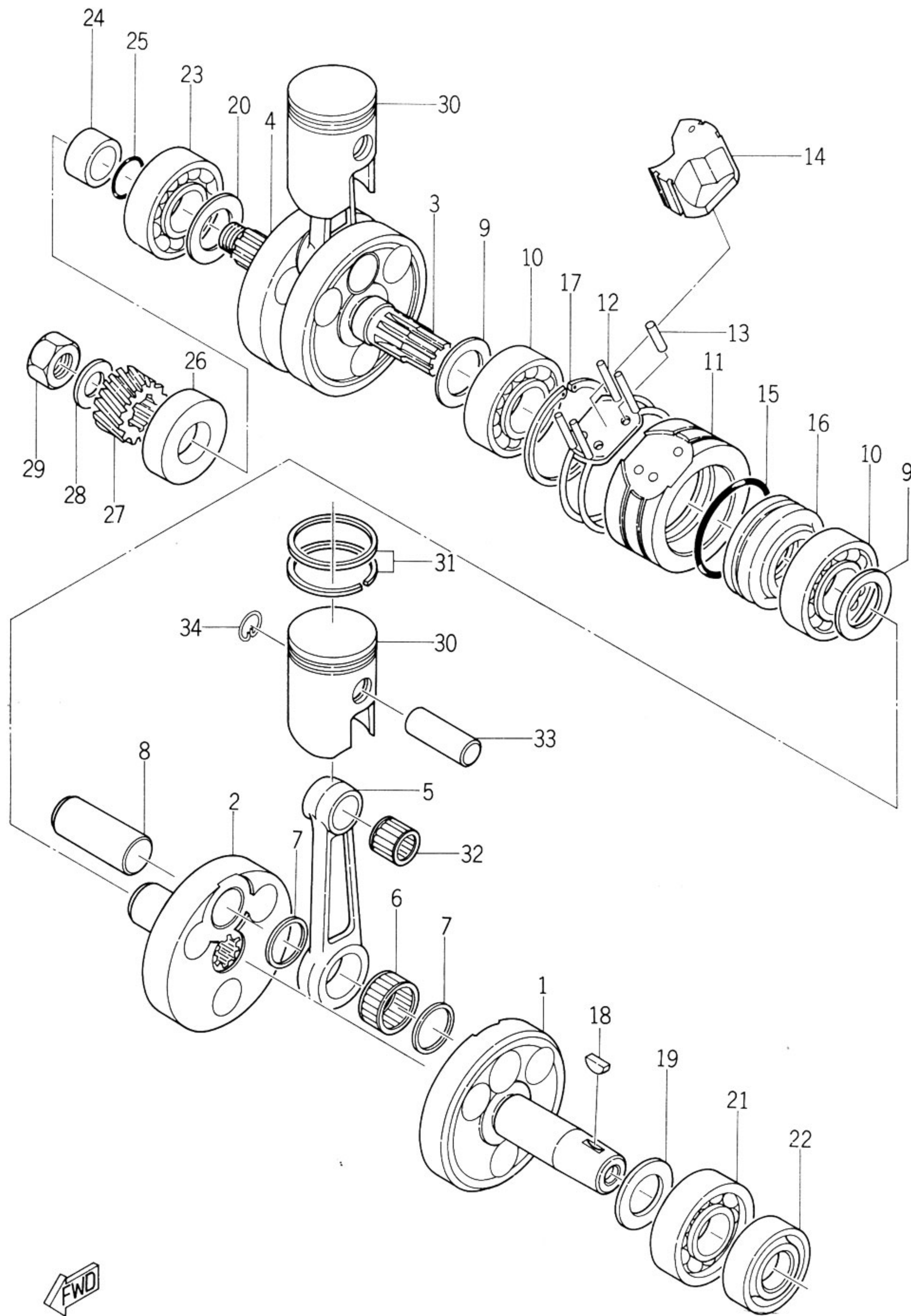




Ref. No.	Part No.	Part Name	Description	Qty	S · R	Remarks
3- 0-1	174-11400-00	CRANK ASS'Y		1		
3- 1	174-11412-00	.CRANK (1) (L.H)		1		
3- 2	174-11422-00	.CRANK (1) (R.H)		1		
3- 3	174-11432-00	.CRANK (2) (L.H)		1		
3- 4	174-11442-00	.CRANK (2) (R.H)		1		
3- 5	174-11651-00	.ROD, connecting		2		
3- 6	93310-42012	.BEARING, large end		2		☆
3- 7	174-11685-00	.WASHER, crank pin		4		
3- 8	174-11681-00	.PIN, crank		2		
3- 9	132-11561-00	.SHIM, crank	25.5-35-0.3	2		
3-10	93306-20504	.BEARING, crank shaft	6205C3	2		☆
3-11	174-11511-00	.COVER, crank		1		
3-12	174-11512-00	.SEAL, crank cover		1		
3-13	93604-14014	.PIN, dowel	4-14	1		
3-14	174-11541-00	.METAL, filler		1		
3-15	93210-46044	.RING, "O", labyrinth	3-46.2	1		
3-16	174-11515-00	.SEAL, labyrinth		1		
3-17	93450-52010	.CLIP, bearing		1		
3-18	146-11545-00	KEY, woodruff		1		
3-19	136-11561-00	SHIM, crank (1) (L.H)	20.5-30-0.3, 0.4, 0.5, 0.6, 0.7, 0.8.	1		U. R
3-20	156-11562-00	SHIM, crank (2) (R.H)		1		
3-21	93306-30402	BEARING	6304C3	1		☆
3-22	93102-20010	SEAL, oil	SD-20-40-8	1		
3-23	93306-30501	BEARING	6305C3	1		☆
3-24	174-11523-00	COLLAR, distance	20-32-10.5	1		
3-25	93210-18023	RING, "O"	1.2-17.6	1		
3-26	93103-32031	SEAL, oil	SW-32-48-8	1		
3-27	174-16111-00	GEAR, primary drive	16T	1		
3-28	92901-12100	WASHER, spring		1		
3-29	137-16377-00	NUT, crank shaft		1		
3-30	174-11631-00	PISTON (standard)		2		
3-30-1	174-11631-10	PISTON (1 oversize)	0.25mm	2		
3-30-2	174-11631-20	PISTON (2 oversize)	0.50mm	2		
3-31	164-11601-00	PISTON RING SET (standard)		2		



# Fig. 3 CRANK AND PISTON

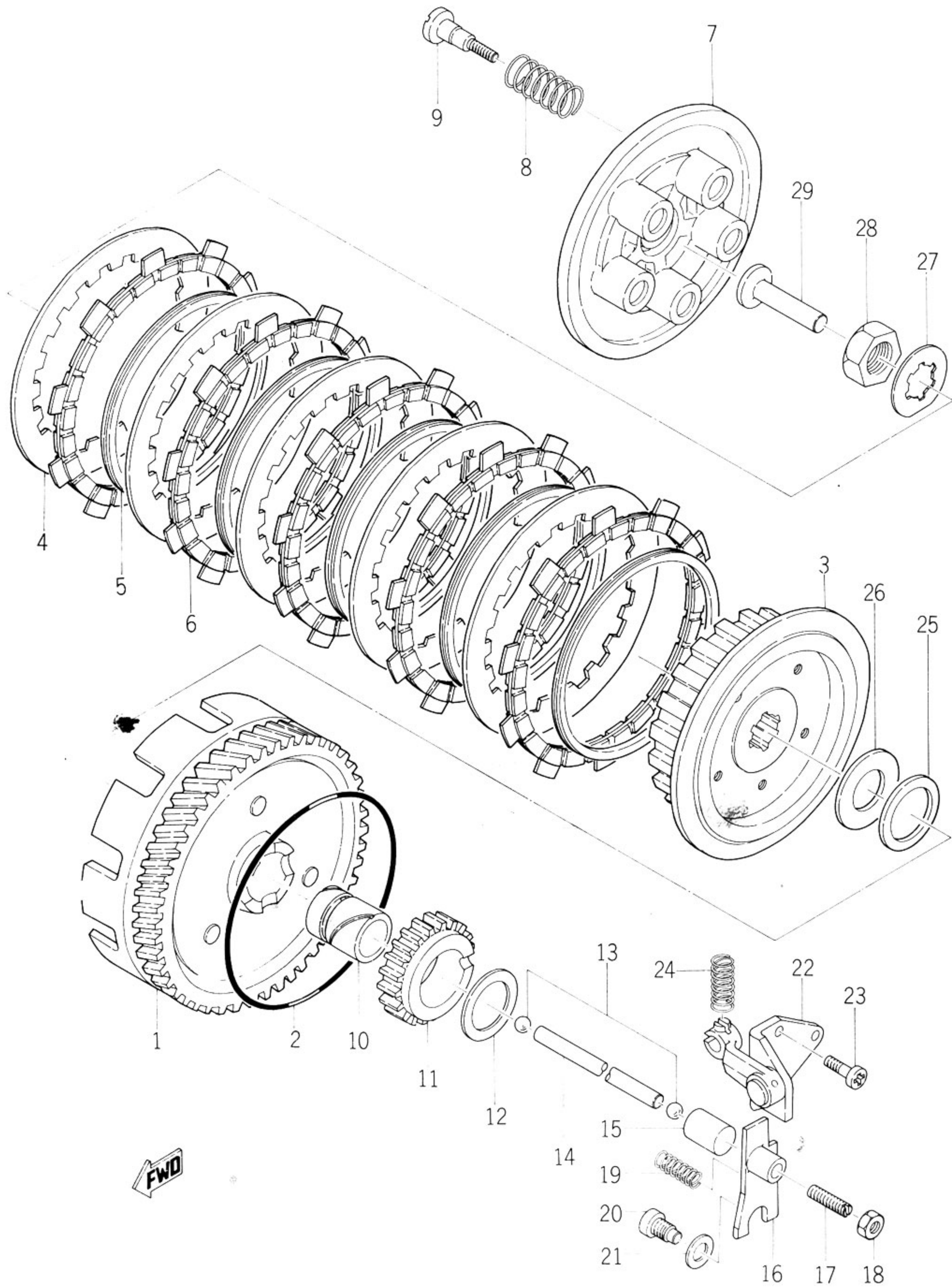




Ref. No.	Part No.	Part Name	Description	Qty	S · R	Remarks
3-31-1	164-11601-10	PISTON RING SET (1 oversize)	0.25mm	2		
3-31-2	164-11601-20	PISTON RING SET (2 oversize)	0.50mm	2		
3-32	93310-21403	BEARING, small end	KT-14-18- 16.5	2		☆
3-33	131-11633-00	PIN, piston		2		
3-34	131-11634-00	CLIP, piston pin		4		



Fig. 4 CLUTCH

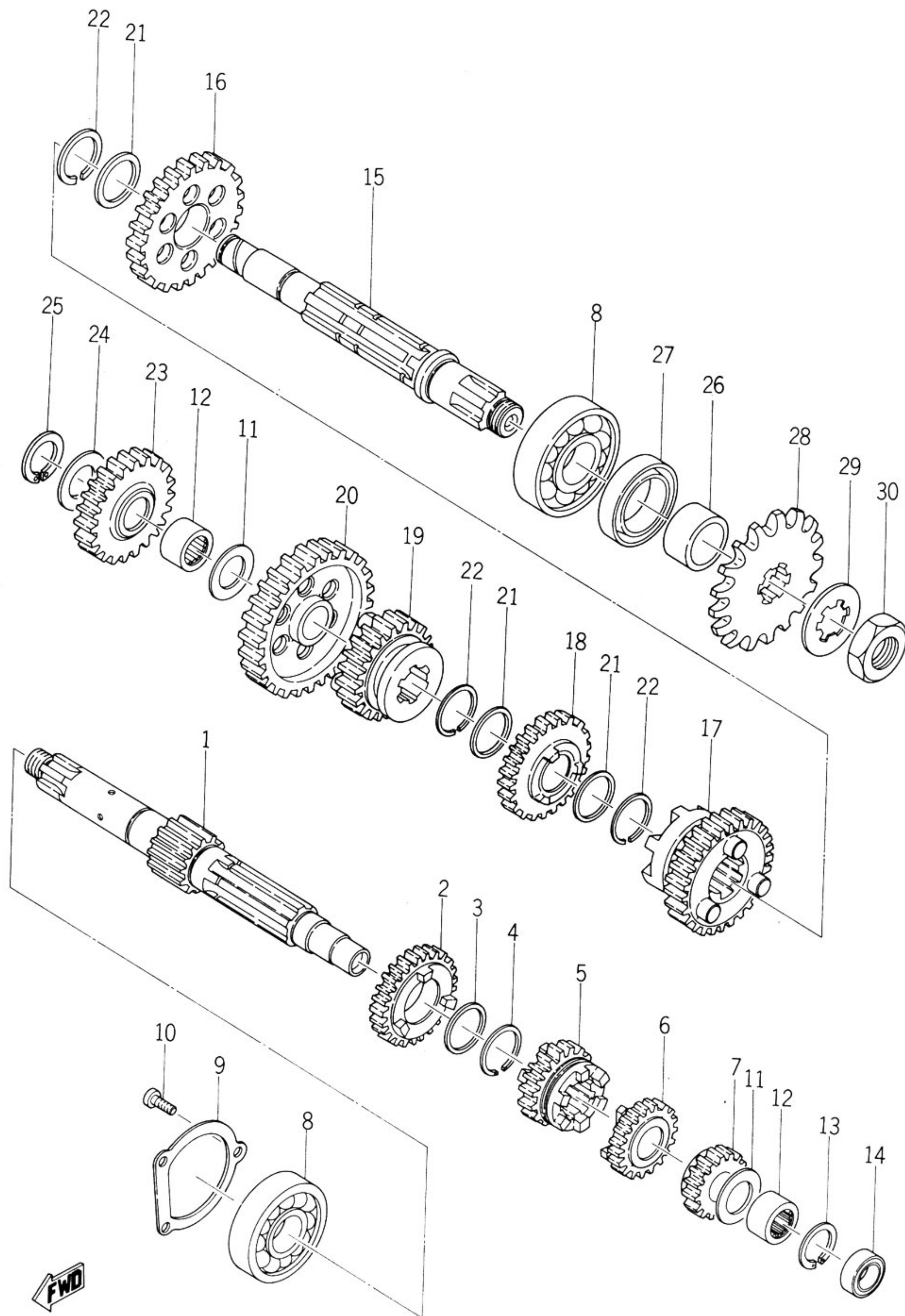




Ref. No.	Part No.	Part Name	Description	Qty	S · R	Remarks
4- 0-1	174-16301-00	CLUTCH ASS'Y		1		
4- 1	174-16105-00	. PRIMARY DRIVEN GEAR ASS'Y	53T	1		
4- 2	93210-85075	. RING, "O"	3-84.5	1		
4- 3	174-16371-00	. BOSS, clutch		1		
4- 4	137-16324-00	. PLATE, clutch		5		
4- 5	137-16367-00	. RING, cushion		5		
4- 6	132-16321-00	. PLATE, friction		5		
4- 7	137-16351-00	. PLATE, pressure		1		
4- 8	132-16333-00	. SPRING, clutch		5		
4- 9	137-16337-00	. SCREW, spring		5		
4-10	174-16176-00	COLLAR, distance		1		
4-11	174-15631-00	GEAR, kick pinion	19T	1		
4-12	174-16164-00	PLATE, thrust (L. H)	20.2-31-2	1		
4-13	93505-16006	BALL, steel	5/16	2		☆
4-14	174-16357-00	ROD, push		1		
4-15	174-16348-00	CROWN, push		1		
4-16	174-16362-00	LEVER, push (2)		1		
4-17	164-16343-00	SCREW, adjusting		1		
4-18	92801-06100	NUT		1		
4-19	174-16365-00	SPRING, return (2)		1		
4-20	92501-06008	SCREW, pan head		1		
4-21	174-16359-00	WASHER, push lever (2)		1		
4-22	174-16340-00	PUSH LEVER ASS'Y		1		
4-23	92501-06015	SCREW, pan head		3		
4-24	126-16345-00	SPRING, return (1)		1		
4-25	93341-22603	BEARING, thrust	26-38-3	1		☆
4-26	174-16154-00	PLATE, thrust (R. H)	20-38-2	1		
4-27	102-17464-00	WASHER, lock		1		
4-28	102-17463-00	NUT, lock		1		
4-29	174-16356-00	ROD, push (1)		1		
PROPER PARTS TO U. S. A						
4- 8A	137-16333-00	SPRING, clutch		5		



# Fig. 5 TRANSMISSION

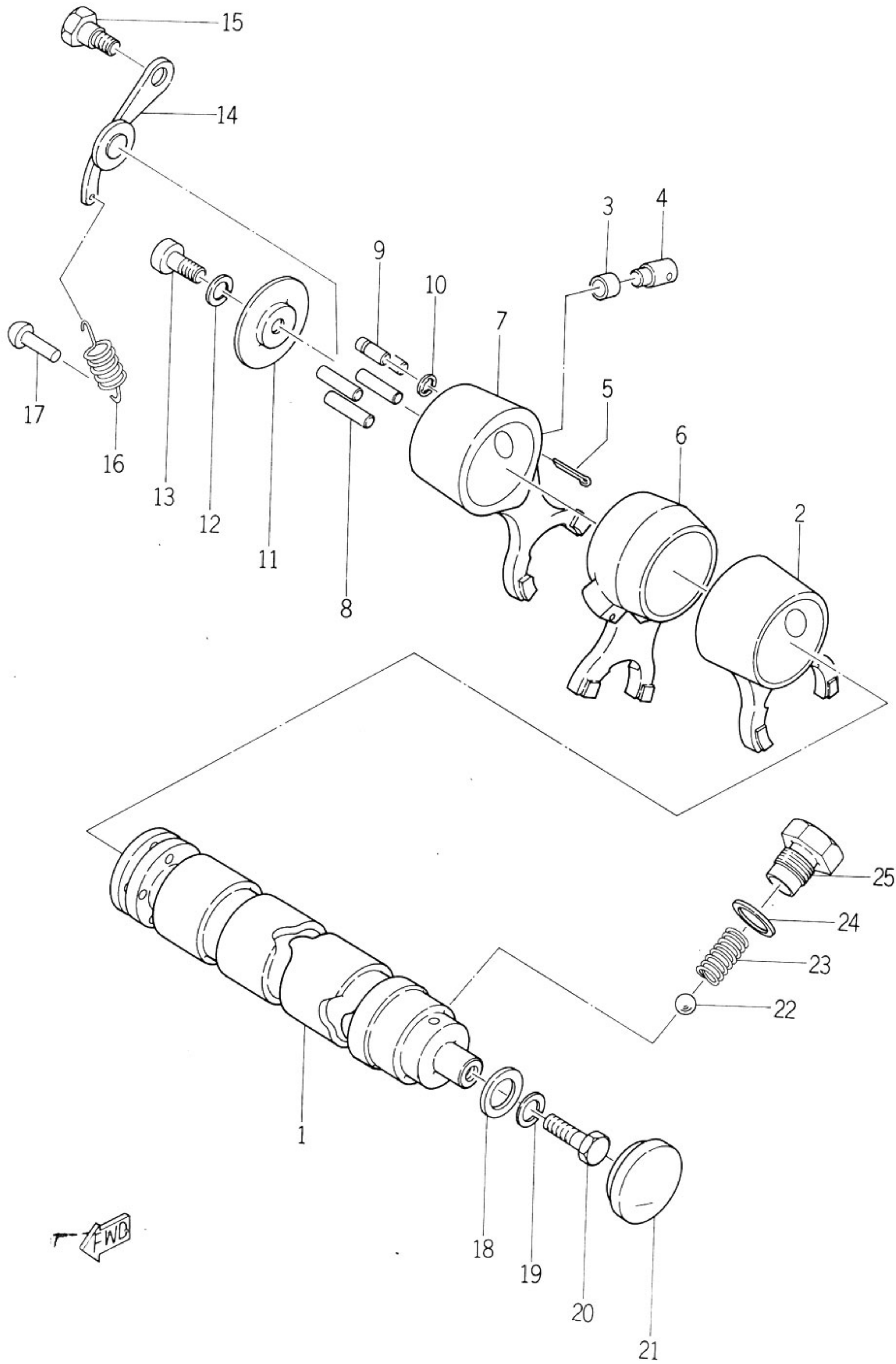




Ref. No.	Part No.	Part Name	Description	Qty	S - R	Remarks
5- 0-1	174-17401-00	MAIN AXLE ASS'Y		1		
5- 1	174-17411-00	.AXLE, main	12T	1		
5- 2	174-17151-00	.GEAR, 5th pinion	25T	1		
5- 3	132-17216-00	.WASHER, gear hold	20-25-1	1		
5- 4	132-17414-00	.CLIP, main axle		1		
5- 5	174-17141-00	.GEAR, 4th pinion	22T	1		
5- 6	174-17131-00	.GEAR, 3rd pinion	19T	1		
5- 7	174-17121-00	.GEAR, 2nd pinion	16T	1		
5- 8	93306-30401	BEARING, main drive (2)	6304	2		☆
5- 9	174-17471-00	PLATE, cover		1		
5-10	92501-05012	SCREW, pan head		3		
5-11	164-17427-00	SHIM, drive axle	15.2-30-0.6, 0.8, 1.0, 1.2, 1.4.	2		U. R
5-12	93315-31501	BEARING, main drive (1)	15φ	2		
5-13	93450-22012	CIRCLIP		1		
5-14	174-15389-00	SEAL, push rod		1		
5- 0-2	174-17402-00	DRIVE AXLE ASS'Y		1		
5-15	174-17421-00	.AXLE, drive		1		
5-16	174-17221-00	.GEAR, 2nd wheel		1		
5-17	174-17231-00	.GEAR, 3rd wheel		1		
5-18	174-17241-00	.GEAR, 4th wheel		1		
5-19	174-17251-00	.GEAR, 5th wheel		1		
5-20	174-17211-00	.GEAR, 1st wheel		1		
5-21	132-17216-00	.WASHER, gear hold		3		
5-22	132-17414-00	.CLIP, main axle		3		
5-23	174-15651-00	GEAR, kick idle	28T	1		
5-24	132-15653-00	WASHER, thrust	13.3-22-1	1		
5-25	93410-13004	CIRCLIP		1		
5-26	174-17462-00	COLLAR, distance	20-28-14.4	1		
5-27	93102-28021	SEAL, oil	SD-28-44-7	1		
5-28	174-17461-50	SPROCKET, drive	15T	1		S. T. D
5-28-1	174-17461-40	SPROCKET, drive	14T	1		
5-28-2	174-17461-60	SPROCKET, drive	16T	1		
5-29	102-17464-00	WASHER, lock		1		
5-30	102-17463-00	NUT, lock		1		



# Fig. 6 SHIFTER ( I )

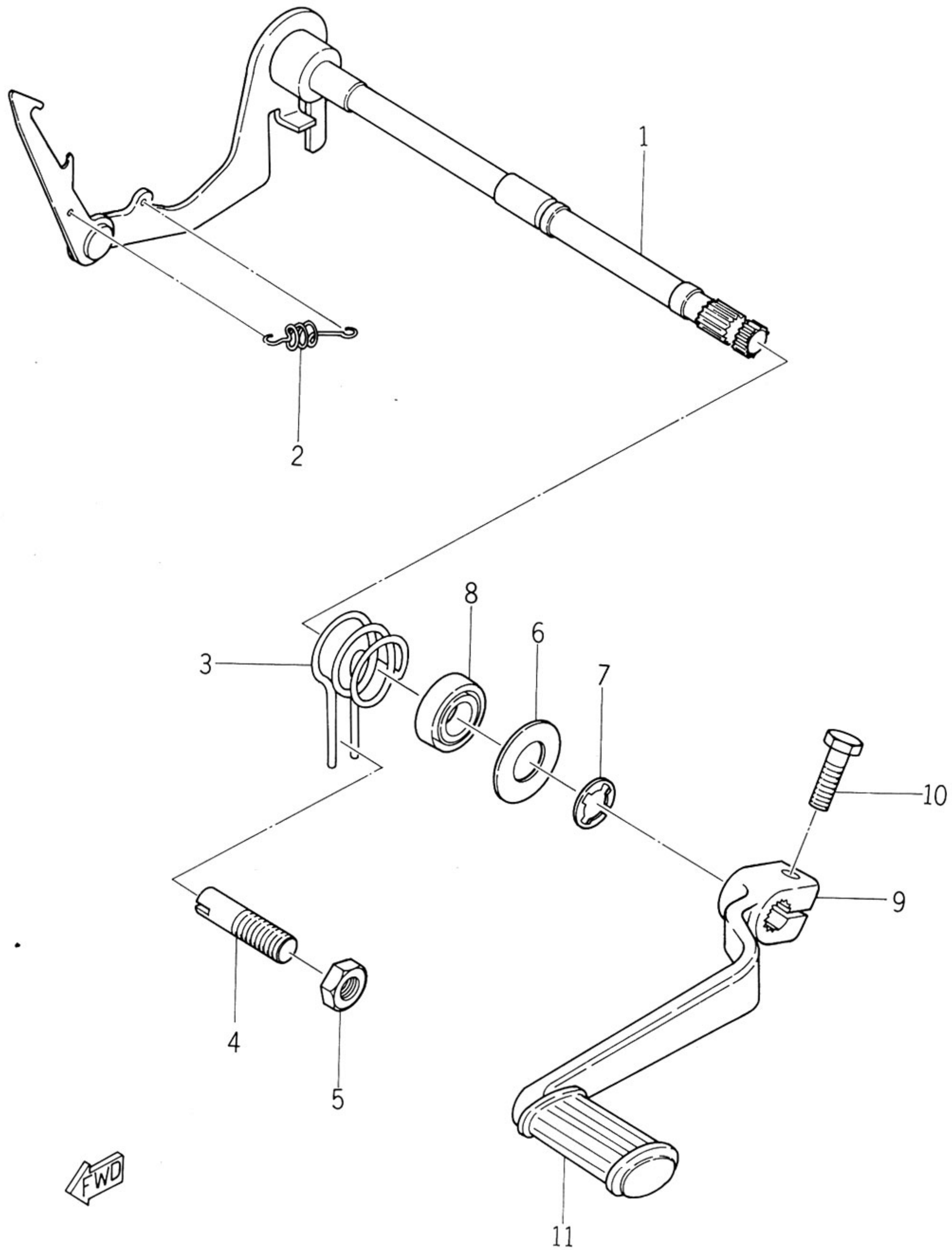




Ref No.	Pa	No.	Part Name	Description	Qty	S · R	Remarks
6- 0-1	174-	01-00	SHIFTER ASS'Y		1		
6- 1	174-	41-00	.CAM, shift		1		
6- 2	174-	11-01	.FORK, shift (1)		1		
6- 3	164-	51-00	.ROLLER, cam follower		3		
6- 4	164-	52-00	.PIN, cam follower		3		
6- 5	91401-	25018	.PIN, cotter		3		
6- 6	174-	18512-01	.FORK, shift (2)		1		
6- 7	174-	18513-01	.FORK, shift (3)		1		
6- 8	93604-	23027	.PIN, dowel	4-23	4		
6- 9	174-	18544-00	.PIN, locating		1		
6-10	93430-	03014	.CIRCLIP		1		
6-11	132-	18561-00	.PLATE, side		1		
6-12	92901-	05100	.WASHER, spring		1		
6-13	92501-	05012	.SCREW, pan head		1		
6-14	132-	18140-00	STOPPER LEVER ASS'Y		1		
6-15	132-	18177-00	BOLT, stopper		1		
6-16	132-	18143-00	SPRING, stopper		1		
6-17	132-	16346-00	HOOK, spring		1		
6-18	132-	18338-00	WASHER, plain	6-18-1.6	1		
6-19	92901-	06100	WASHER, spring		1		
6-20	91201-	06015	BOLT		1		
6-21	132-	18533-00	PLUG, blind		1		
6-22	93505-	16006	BALL, steel	5/16inch	1		☆
6-23	174-	18558-00	SPRING, neutral		1		
6-24	137-	15353-00	GASKET	14.5-21-1.5	1		
6-25	174-	18578-00	SCREW, spring		1		



Fig. 7 SHIFTER (2)

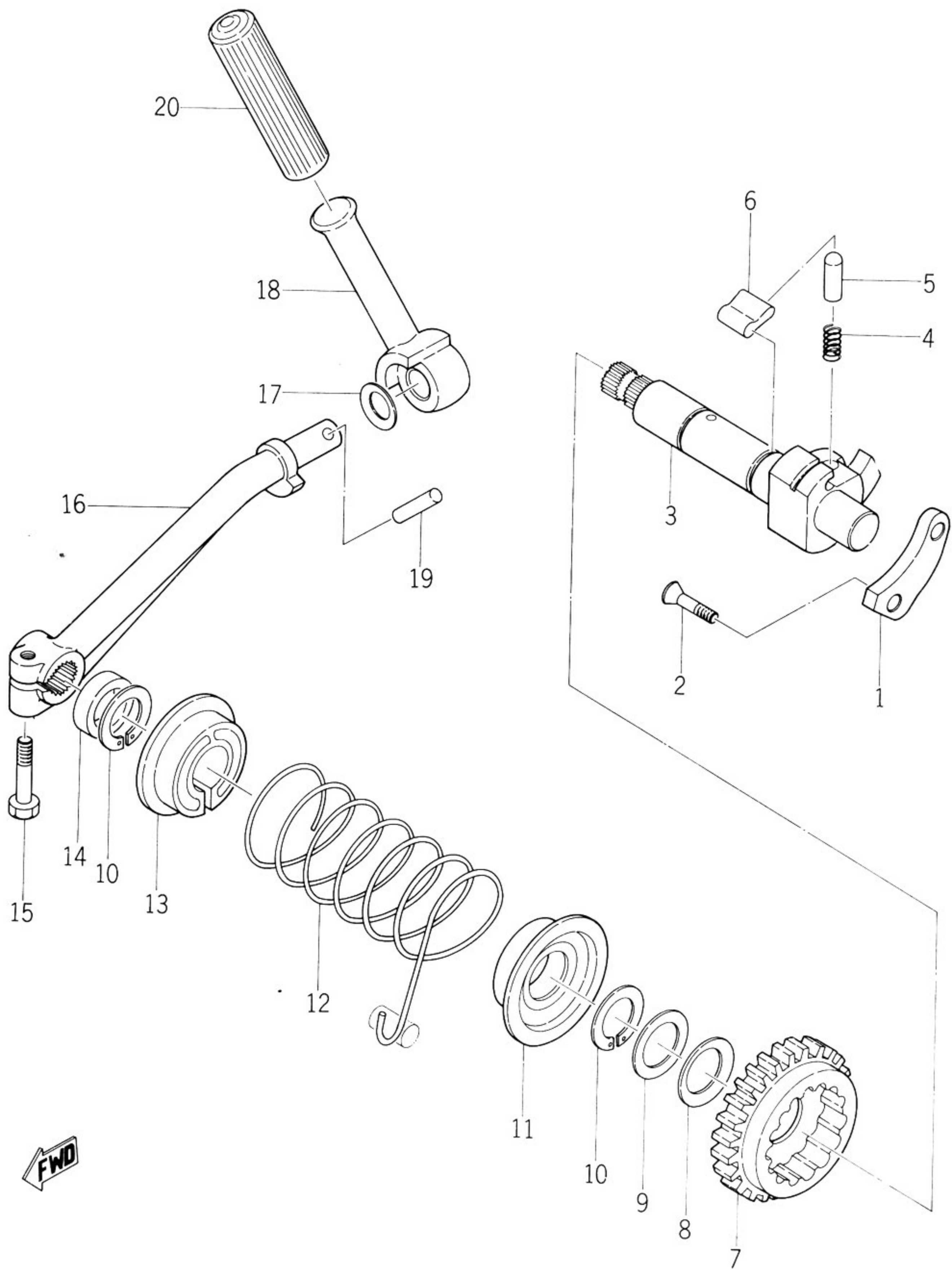




Ref No.	Part No.	Part Name	Description	Qty	S · R	Remarks
7- 1	174-18101-00	CHANGE SHIFT ASS'Y		1		
7- 2	132-18123-00	SPRING, shift arm		1		
7- 3	132-18124-00	SPRING, shaft return		1		
7- 4	132-18133-00	SCREW, adjusting		1		
7- 5	92801-08100	NUT		1		
7- 6	132-18137-00	WASHER, change axle		1		
7- 7	93430-10016	CIRCLIP		1		
7- 8	93101-12004	SEAL, oil	S-12-22-5	1		
7- 9	173-18111-01	PEDAL, change		1		
7-10	91101-06020	BOLT		1		
7-11	132-18113-01	COVER, change pedal		1		



Fig. 8 KICK

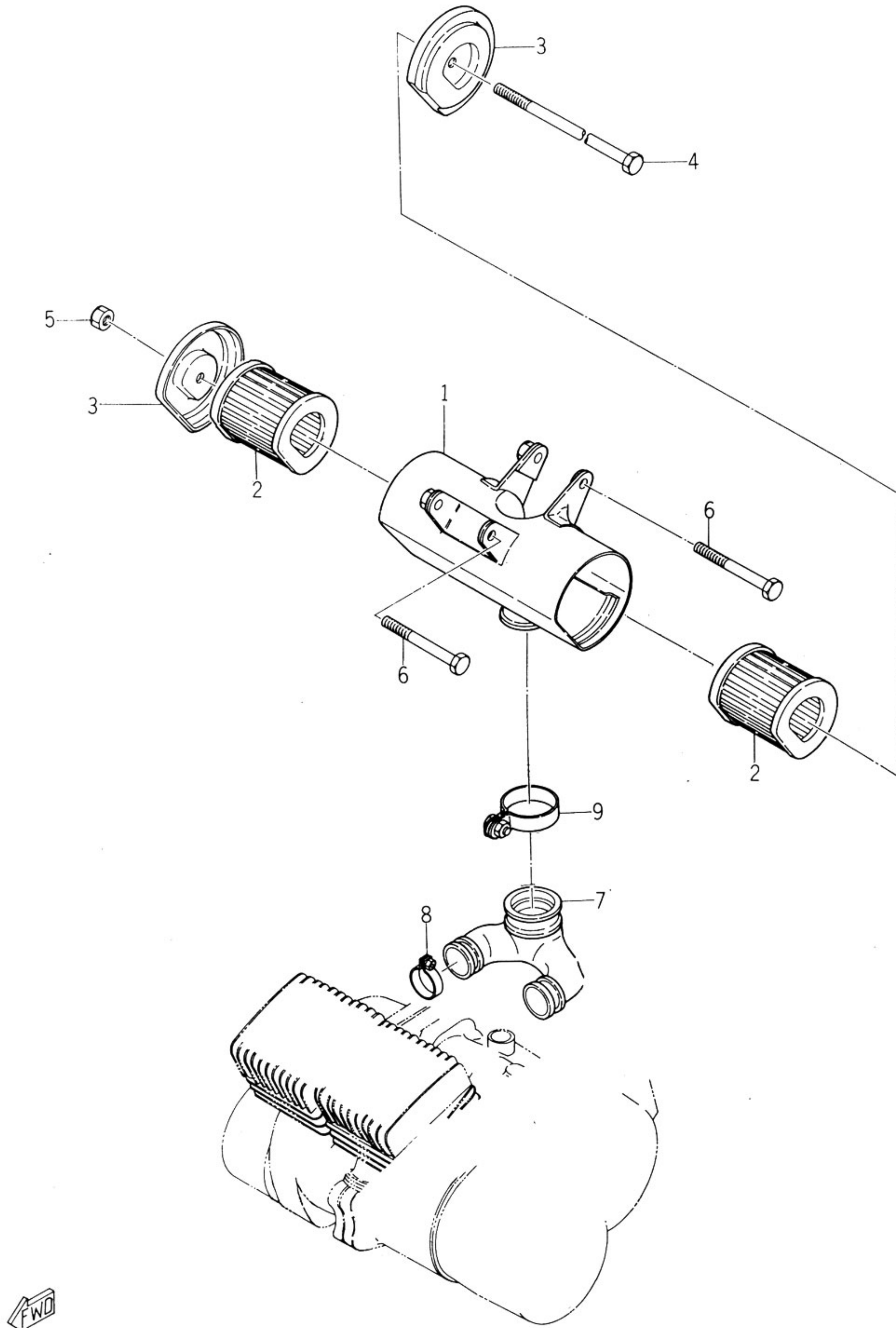




Ref No.	Part No.	Part Name	Description	Qty	S · R	Remarks
8- 1	131-15638-00	STOPPER, pawl		1		
8- 2	92701-06015	SCREW, flat head		2		
8- 3	132-15661-00	AXLE, kick		1		
8- 4	101-15637-00	SPRING, pawl		1		
8- 5	101-15636-00	PIN, push pawl		1		
8- 6	131-15635-00	PAWL, kick		1		
8- 7	132-15641-00	GEAR, kick	28T	1		
8- 8	137-15643-00	WASHER, wave		1		
8- 9	132-15644-00	SHIM (1)	15.7-24-1.2	1		
8-10	93410-15005	CIRCLIP		2		
8-11	132-15664-00	GUIDE, kick spring		1		
8-12	132-15665-00	SPRING, kick		1		
8-13	132-15676-00	COVER, kick spring		1		
8-14	93102-15002	SEAL, oil	SD-15-26-6	1		
8-15	91201-06020	BOLT	6-20	1		
8-16	132-15610-00	KICK CRANK ASS'Y		1		
8-17	132-15613-00	.WASHER, spring		1		
8-18	122-15612-01	.LEVER, kick		1		
8-19	93604-18017	.PIN, dowel	4-18	1		
8-20	156-15618-01	COVER, kick lever		1		



# Fig. 9 AIR CLEANER

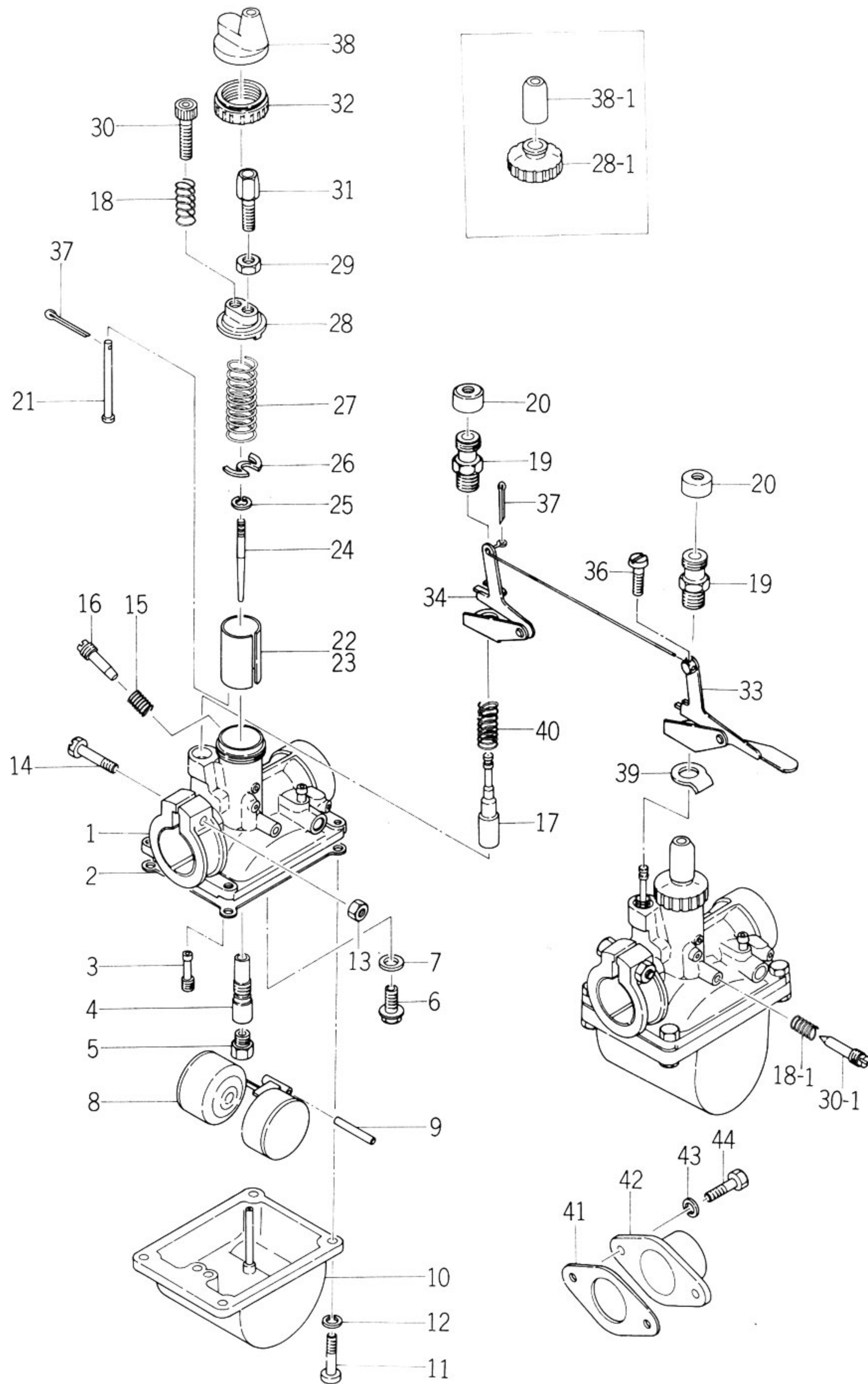




Ref No.	Part No.	Part Name	Description	Qty	S · R	Remarks
9- 1	174-14411-01	CASE, air cleaner		1		
9- 2	174-14451-00	ELEMENT, air cleaner		2		
9- 3	174-14412-00	CAP, case		2		
9- 4	91203-06190	BOLT		1		
9- 5	92803-06100	NUT		1		
9- 6	91201-08065	BOLT		2		
9- 7	174-14453-00	JOINT, cleaner		1		
9- 8	102-14456-00	BAND (1)		2		
9- 9	174-14456-00	BAND (2)		1		



# Fig. 10 CARBURETOR

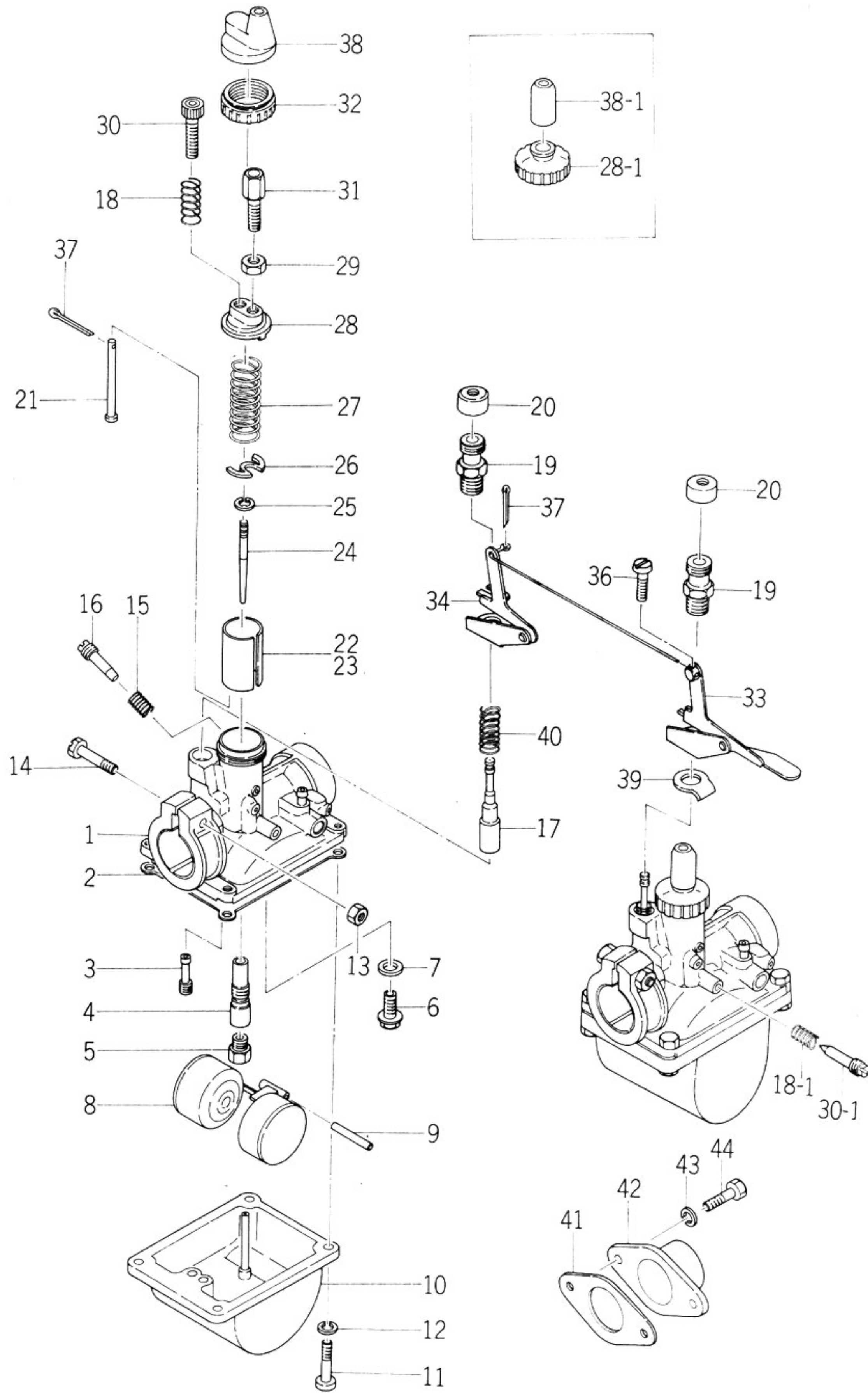




Ref No.	Parts No.	Part Name	Description	Qty	S · R	Remarks
10-0-1	174-14101-00	CARBURETOR ASS'Y (L. H)		1		
10-0-1a	174-14101-01	CARBURETOR ASS'Y (L. H)		1		
10-0-2	174-14102-00	CARBURETOR ASS'Y (R. H)		1		
10-0-2a	174-14102-01	CARBURETOR ASS'Y (R. H)		1		
10- 1		.CHAMBER, mixing		2		△
10- 2	164-14184-00	.GASKET, float chamber		2		
10- 3	127-14142-20	.JET, pilot	#20	2		
10- 4	174-14141-30	.NOZZLE, main	0-0	2		
10- 5	137-14143-14	.JET, main	#70	2		
10- 5-1	137-14143-10	.JET, main	#50	2		
10- 5-2	137-14143-12	.JET, main	#60	2		
10- 5-3	137-14143-16	.JET, main	#80	2		
10- 5-4	137-14143-18	.JET, main	#90	2		
10- 6	127-14190-15	.VALVE SEAT ASS'Y	#1.5	2		
10- 7	127-14195-00	.WASHER, valve seat		2		
10- 8	164-14185-00	.FLOAT		2		
10- 9	137-14186-00	.PIN, float		2		
10-10	164-14181-00	.BODY, float chamber		2		
10-10-1	174-14181-00	.BODY, float chamber		2		
10-11	92501-04015	.SCREW, pan head		8		
10-12	92901-04100	.WASHER, spring		8		
10-13	127-14164-00	.NUT, holding		2		
10-14	127-14125-00	.SCREW, body fitting		2		
10-15	127-14134-00	.SPRING, air adjusting		2		
10-15-1	174-14134-00	.SPRING, air adjusting		2		
10-16	174-14123-00	.SCREW, air adjusting		2		
10-17	174-14171-00	.PLUNGER, starter		2		
10-18	137-14133-00	.SPRING, throttle stop		2		
10-18-1	174-14134-00	.SPRING, throttle stop		2		
10-19	132-14174-00	.CAP, plunger		2		
10-20	132-14173-00	.COVER, plunger cap		2		
10-21	164-14114-00	.BAR, throttle		2		
10-22	174-14112-30	.VALVE, throttle (L. H)	#3.0	1		
10-22-1	183-14112-30	.VALVE, throttle (L. H)	#3.0	1		



# Fig. 10 CARBURETOR

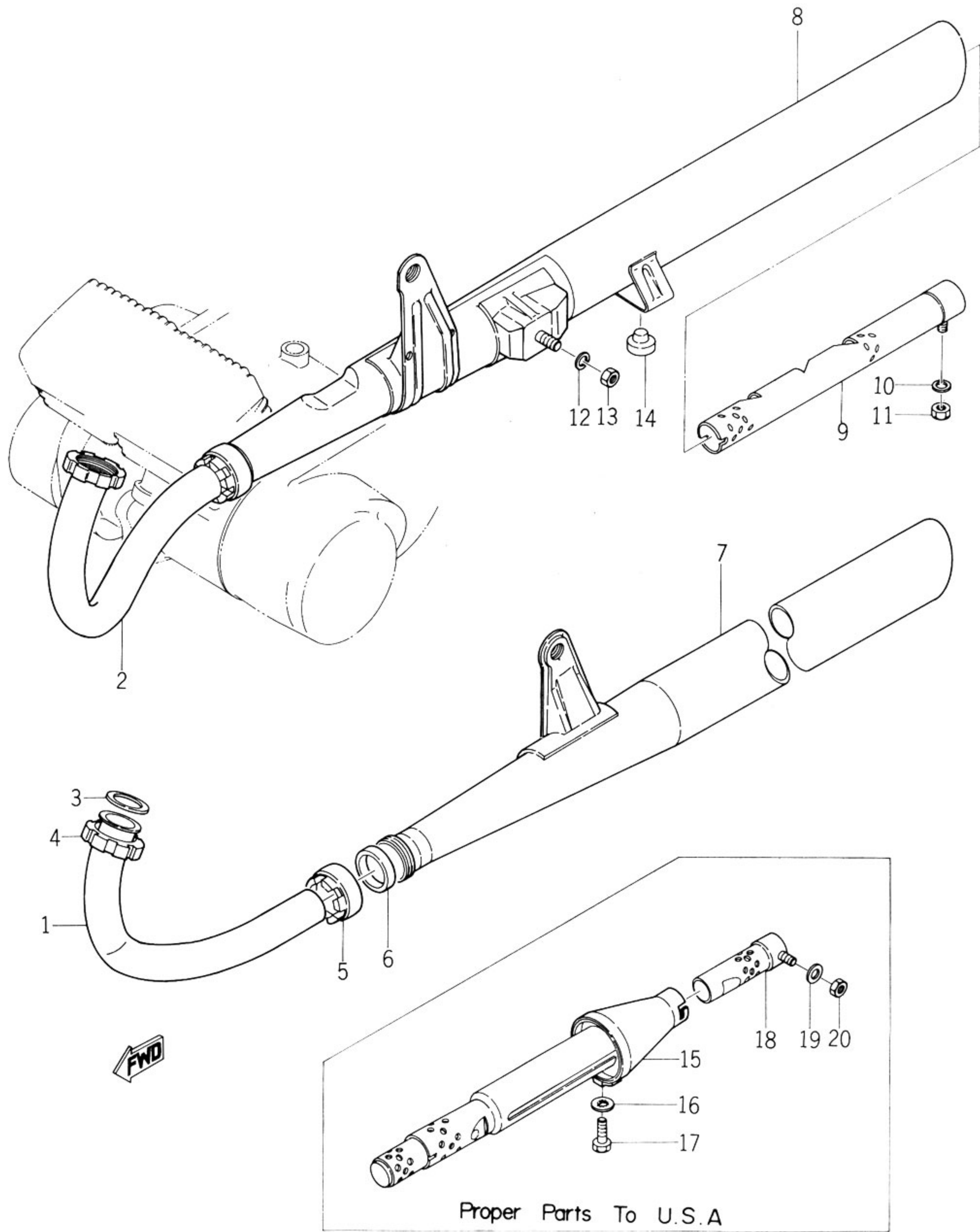




Ref No.	Parts No.	Part Name	Description	Qty	S - R	Remarks
10-23	174-14113-30	. VALVE, throttle (R. H)	#3.0	1		
10-23-1	183-14113-30	. VALVE, throttle (R. H)	#3.0	1		
10-24	156-14116-02	. NEEDLE	4D2-3	2		
10-25	164-14137-00	. CLIP		2		
10-26	164-14136-00	. SEAT, spring		2		
10-26-1	174-14136-00	. SEAT, spring		2		
10-27	174-14131-00	. SPRING, throttle valve		2		
10-27-1	174-14131-01	. SPRING, throttle valve		2		
10-28	174-14158-00	. TOP, mixing chamber		2		
10-28-1	174-14158-01	. TOP, mixing chamber		2		
10-29	127-14161-00	. NUT, wire adjusting		2		
10-30	127-14121-00	. SCREW, throttle		2		
10-30-1	174-14122-00	. SCREW, throttle		2		
10-31	127-14124-23	. SCREW, wire adjusting	23L	2		
10-32	174-14168-00	. CAP, mixing chamber		2		
10-33	174-14175-00	. LEVER, starter (L. H)		1		
10-34	174-14176-00	. LEVER, starter (R. H)		1		
10-35	174-14177-00	. ROD, starter lever		1		
10-36	132-14486-00	. SCREW, rod		1		
10-37	91401-10010	. PIN, cotter		3		
10-38	174-14169-00	. CAP		2		
10-38-1	174-14169-01	. CAP		2		
10-39	174-14178-00	. PLATE, starter lever		1		
10-40	132-14135-00	. SPRING, plunger		2		
10-41	174-13556-01	GASKET, joint		2		
10-42	174-13555-00	JOINT, carburetor		2		
10-43	92901-06100	WASHER, spring		4		
10-44	91201-06018	BOLT		4		



# Fig. 11 MUFFLER

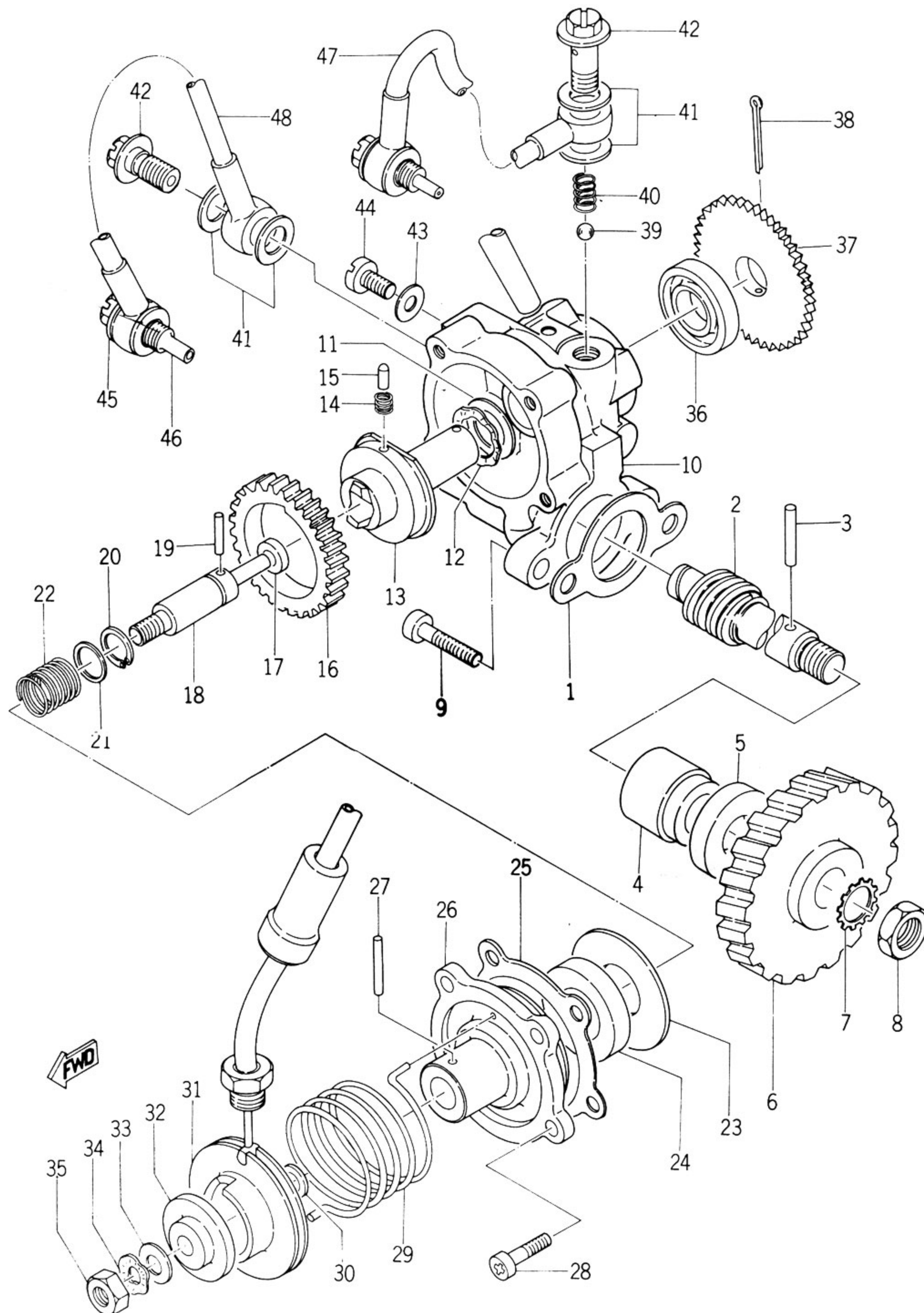




Ref No.	Part No.	Part Name	Description	Qty	S · R	Remarks
11- 1	174-14611-00	PIPE, exhaust (L. H)		1		
11- 2	174-14621-00	PIPE, exhaust (R. H)		1		
11- 3	132-14613-00	GASKET, exhaust		2		
11- 4	174-14612-00	NUT, ring		2		
11- 5	132-14173-00	NUT, muffler joint		2		
11- 6	132-14714-00	GASKET, muffler joint		2		
11- 7	174-14710-00	MUFFLER ASS'Y (L. H)		1		
11- 8	174-14720-00	MUFFLER ASS'Y (R. H)		1		
11- 9	120-14753-00	. SILENCER		2		
11-10	92901-05200	. WASHER, plain		2		
11-11	92801-05100	. NUT		2		
11-12	92901-08100	WASHER, spring		2		
11-13	92801-08100	NUT		2		
11-14	102-27114-00	STOPPER, main stand		1		
PROPER PARTS TO U. S. A						
11- 7A	174-14710-20	MUFFLER ASS'Y (L. H)		1		
11- 8A	174-14720-20	MUFFLER ASS'Y (R. H)		1		
11-15	174-14786-20	ARESTER, spark		2		
11-16	92901-05300	. WASHER, tooth		2		
11-17	174-14789-00	. SCREW		2		
11-18	125-14785-00	. DIFFUSER		2		
11-19	92901-06200	. WASHER, plain		2		
11-20	92801-06100	. NUT		2		



# Fig. 12 OIL PUMP

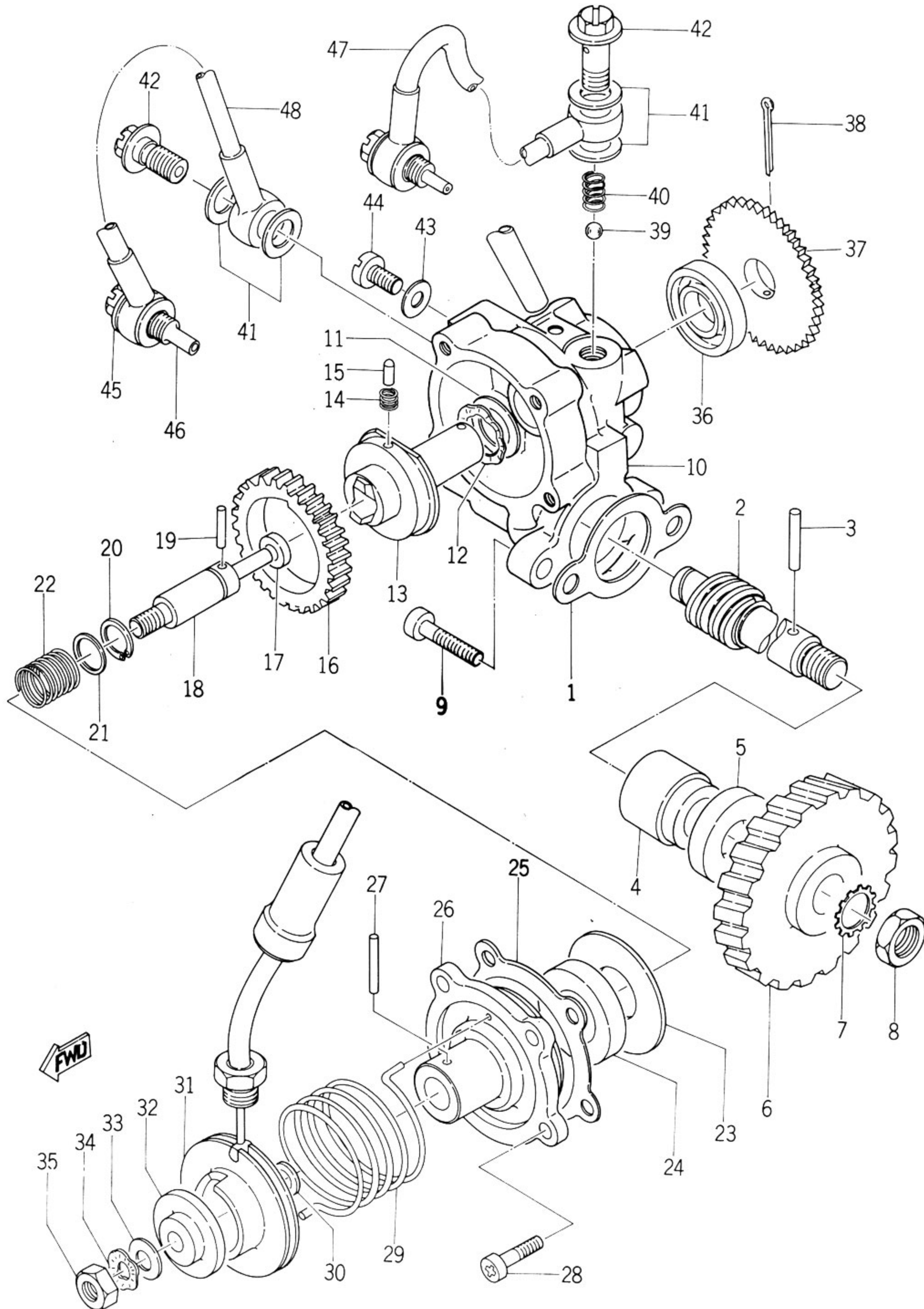




Ref No.	Part No.	Part Name	Description	Qty	S · R	Remarks
12- 1	126-13116-00	GASKET, pump case		1		
12- 2	174-13175-00	SHAFT, worm		1		
12- 3	93603-22028	PIN, dowel	3-21.8	1		
12- 4	137-13176-00	METAL, worm shaft outer		1		
12- 5	93101-10002	SEAL, oil	S-10-22-7	1		
12- 6	174-13178-00	GEAR, drive	20T	1		
12- 7	92901-08400	WASHER, tooth		1		
12- 8	92801-08300	NUT		1		
12- 9	92501-05015	SCREW, pan head		2		
12- 0-1	174-13101-00	OIL PUMP ASS'Y		1		
12-10	156-13110-00	.PUMP CASE ASS'Y		1		△
12-11	137-13148-00	.PLATE, cam thrust		1		
12-12	137-13129-00	.WASHER, wave		1		
12-13	156-13120-00	.DISTRIBUTOR ASS'Y		1		△
12-14	137-13125-00	.SPRING, pin return		2		
12-15	93602-04029	.PIN, dowel	2-3.5	2		
12-16	115-13124-60	.GEAR, worm wheel	55T	1		
12-17	93104-04001	.SEAL, oil	SO-4-9-3	1		
12-18	137-13131-00	.PLUNGER		1		△
12-19	93603-12030	.PIN, plunger		1		
12-20	93440-08001	.CIRCLIP		1		
12-21	137-13134-00	.SEAT, spring		1		
12-22	137-13135-00	.SPRING, plunger return		1		
12-23	137-13127-00	.PLATE, worm wheel		1		
12-24	93104-14004	.SEAL, oil	SO-14-25-5	1		
12-25	137-13142-00	.GASKET, pump case cover		1		
12-26	137-13141-00	.COVER, pump case		1		△
12-27	91608-20010	.PIN, spring		1		
12-28	92501-04010	.SCREW, pan head		4		
12-29	156-13145-00	.SPRING, adjust pulley		1		
12-30	137-13137-00	.SHIM, plunger	5.8-10-0.1	1		
12-31	174-13144-00	.PULLEY, adjusting		1		
12-32	137-13138-00	.PLATE, adjusting		1		
12-33	137-13147-00	.SHIM (2)	5.8-10-0.1	2		



# Fig. 12 OIL PUMP

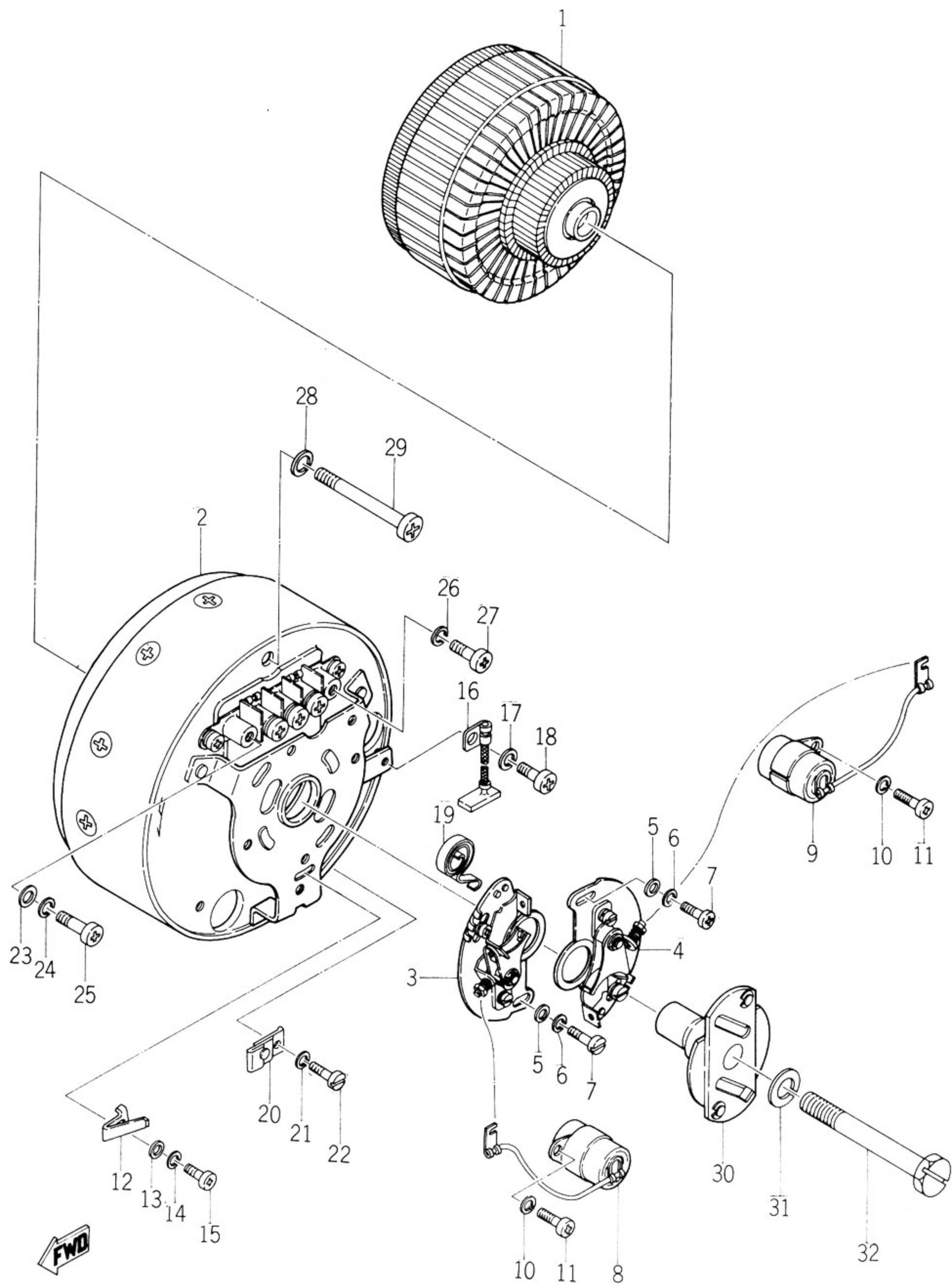




Ref No.	Part No.	Part Name	Description	Qty	S · R	Remarks
12-34	137-13136-00	. WASHER, wave		1		
12-35	137-13139-00	. NUT, adjust plate		1		
12-36	93101-10001	. SFAL, oil	S-10-21-5	1		
12-37	137-13128-00	. PLATE, starter		1		
12-38	91401-12018	. PIN, cotter	1.0-18	1		
12-39	93505-32002	. BALL	5/32inch	2		☆
12-40	137-13169-00	. SPRING, check		2		
12-41	137-13167-00	. GASKET, banjo bolt (1)	6-13-0.5	4		
12-42	137-13165-00	. BOLT, banjo (1)		2		
12-43	137-13187-00	. GASKET, breather	4.2-8.5-0.5	1		
12-44	137-13185-00	. BOLT, breather		1		
12-45	156-13168-00	GASKET, banjo bolt (2)		4		
12-46	132-13166-00	BOLT, banjo (2)		2		
12-47	174-13161-00	PIPE, delivery (L. H)		1		
12-48	174-13171-00	PIPE, delivery (R. H)		1		



# Fig. 13 GENERATOR





Ref No.	Part No.	Part Name	Description	Qty	S · R	Remarks
13- 0-1	173-81100-20	STARTER GENERATOR ASS'Y		1		
13- 1	173-81155-20	. ARMATURE		1		
13- 2	173-81110-20	. STATOR ASS'Y		1		
13- 3	168-81221-20	.. CONTACT BREAKER ASS'Y (L. H)		1		
13- 4	168-81222-20	.. CONTACT BREAKER ASS'Y (R. H)		1		
13- 5	92901-04200	.. WASHER, plain		4		
13- 6	92901-04100	.. WASHER, spring		4		
13- 7	92301-04008	.. SCREW, cylinder head		4		
13- 8	164-81226-20	.. CONDENSER (L. H)		1		
13- 9	165-81126-20	.. CONDENSER (R. H)		1		
13-10	92901-04100	.. WASHER, spring		2		
13-11	92501-04006	.. SCREW, pan head		2		
13-12	173-81132-20	.. PLATE, timing		1		
13-13	92901-04200	.. WASHER, plain		2		
13-14	92901-04100	.. WASHER, spring		1		
13-15	92301-04008	.. SCREW, cylinder head		1		
13-16	165-81111-20	.. BRUSH		4		
13-17	92901-04100	.. WASHER, spring		3		
13-18	92501-04006	.. SCREW, pan head		3		
13-19	131-81213-20	.. SPRING, brush		4		
13-20	168-81231-20	.. LUBRICATOR		2		
13-21	92901-03100	.. WASHER, spring		2		
13-22	92501-03005	.. SCREW, pan head		2		
13-23	92901-06200	.. WASHER, plain		1		
13-24	92901-05100	.. WASHER, spring		1		
13-25	92501-05008	.. SCREW, pan head		1		
13-26	92901-04100	.. WASHER, spring		4		
13-27	92501-04008	.. SCREW, pan head		4		
13-28	92901-05100	. WASHER, spring		2		
13-29	156-81235-20	. SCREW, stator	5-85	2		
13-30	173-81153-20	. GOVERNOR ASS'Y		1		
13-31	92901-08100	. WASHER, spring		1		
13-32	173-81152-20	. BOLT	7-93	1		







# CHASSIS





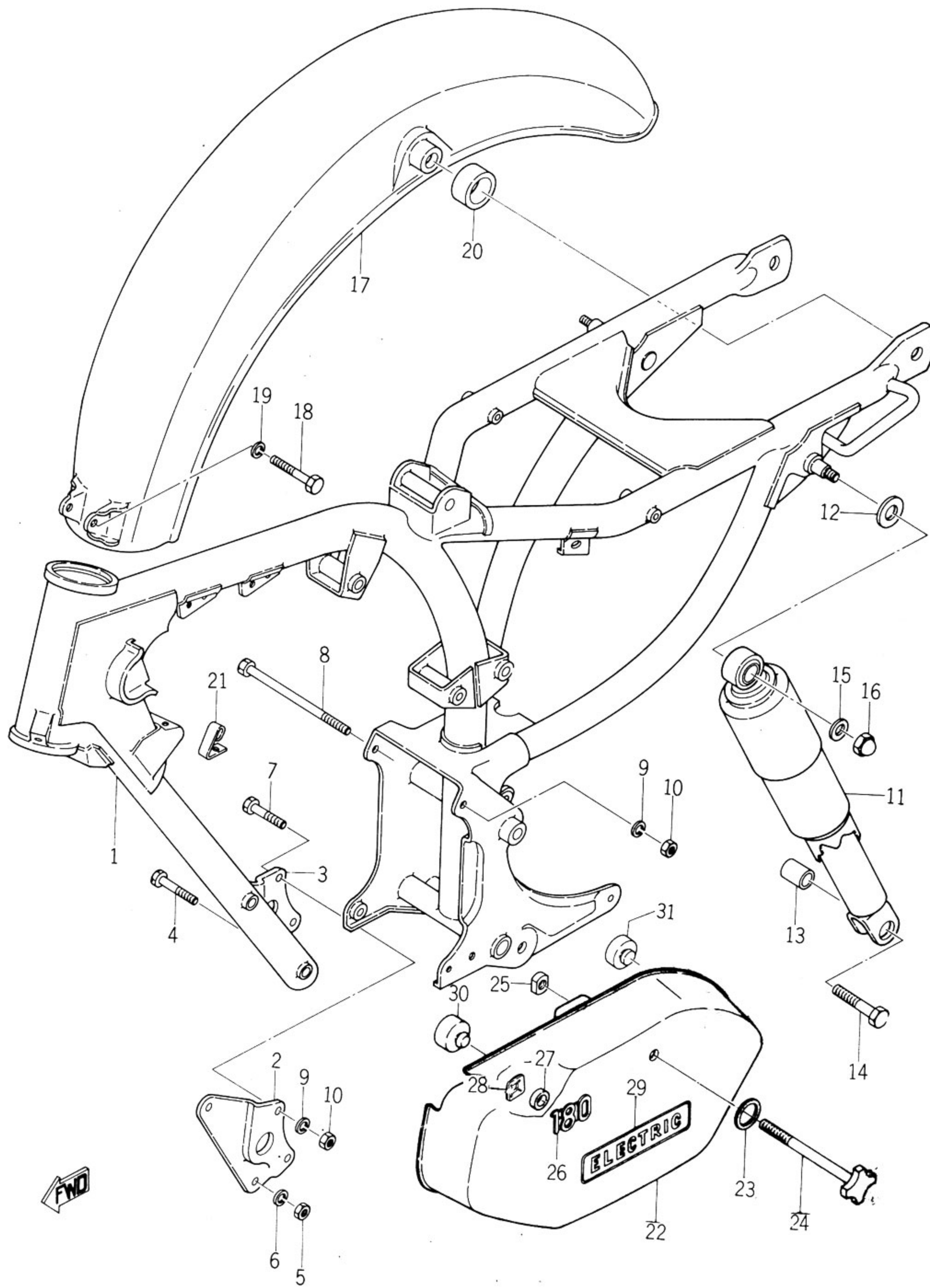








# Fig. 14 FRAME

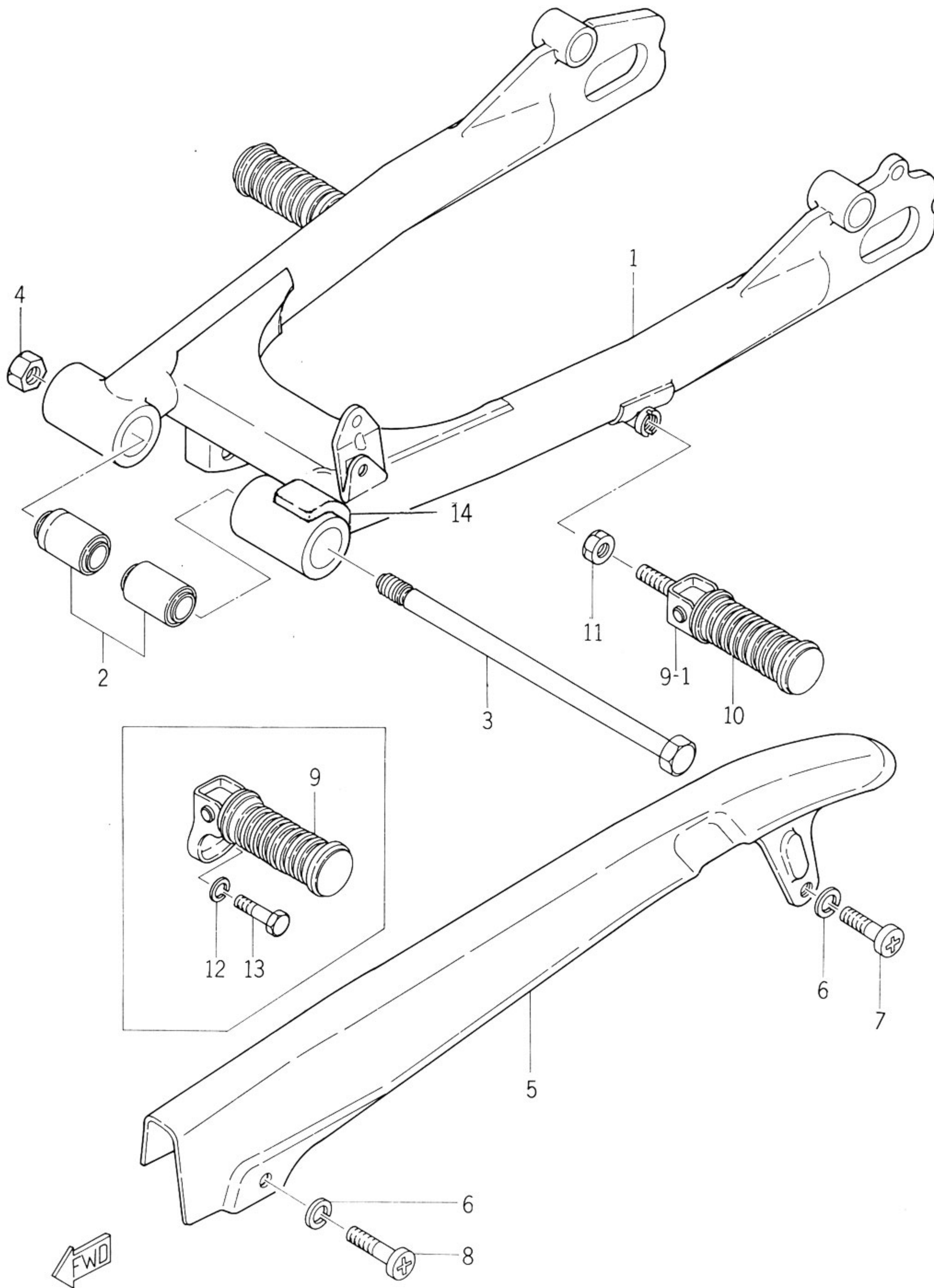




Ref No.	Part No.	Part Name	Description	Qty	S · R	Remarks
14- 1	174-21110-00	FRAME COMP		1		
14- 2	174-21315-00	STAY, engine front (L. H)		1		
14- 3	174-21316-00	STAY, engine front (R. H)		1		
14- 4	174-21484-00	BOLT, engine mounting (4)	10-62	2		
14- 5	92801-10100	NUT		2		
14- 6	92901-10100	WASHER, spring		2		
14- 7	174-21481-00	BOLT, engine mounting (1)	8-56	2		
14- 8	174-21482-00	BOLT, engine mounting (2)	8-116	1		
14- 9	92901-08100	WASHER, spring		3		
14-10	92801-08100	NUT		3		
14-11	174-22210-00	REAR CUSHION ASS'Y		2		⊙
14-12	135-22243-00	WASHER, rear cushion	14. 8-27-2	2		
14-13	164-22216-00	BUSHING, rear cushion		2		
14-14	164-22241-00	BOLT, rear cushion		2		
14-15	136-22243-00	WASHER, rear cushion	10. 5-27-2	2		
14-16	92803-10700	NUT, crown		2		
14-17	174-21610-00	REAR FENDER COMP		1		
14-18	91201-08015	BOLT		2		
14-19	92901-08100	WASHER, spring		2		
14-20	174-21626-00	COLLAR, rear fender	18. 5-27-10	2		
14-21	174-21337-00	CLAMP, wire		1		
14-22	174-21711-01	COVER, side		1		⊙
14-23	168-21715-00	WASHER, special		1		
14-24	168-21714-00	KNOB, side cover		1		
14-25	168-21713-00	NUT, latch clamp		1		
14-26	174-21786-00	EMBLEM "180"		1		
14-27	174-28316-00	DAMPER, emblem		2		
14-28	116-28317-00	NUT		2		
14-29	118-21787-00	EMBLEM, electric		1		
14-30	174-21717-00	DAMPER, side cover		1		
14-31	137-21778-00	DAMPER, oil tank		1		



# Fig. 15 REAR ARM AND CHAIN CASE





Ref. No.	Part No.	Part Name	Description	Qty	S · R	Remarks
15- 1	174-22110-01	REAR ARM COMP		1		
15- 2	174-22123-00	BUSHING, rear arm	15-28-43	2		
15- 3	174-22141-00	SHAFT, pivot		1		
15- 4	92803-14200	NUT		1		
15- 5	174-22311-00	CASE, chain		1		
15- 6	92901-06100	WASHER, spring		3		
15- 7	92503-06010	SCREW, pan head		2		
15- 8	92503-06012	SCREW, pan head		1		
15- 9	120-27430-00	REAR FOOT REST ASS'Y		2		
15- 9-1	120-27430-01	REAR FOOT REST ASS'Y		2		
15-10	120-27433-00	.COVER, rear foot rest		2		
15-11	128-27436-00	NUT, rear foot rest		2		
15-12	92901-10100	WASHER, spring		2		
15-13	91201-10020	BOLT		2		
15-14	173-22151-00	SEAL, guard		1		



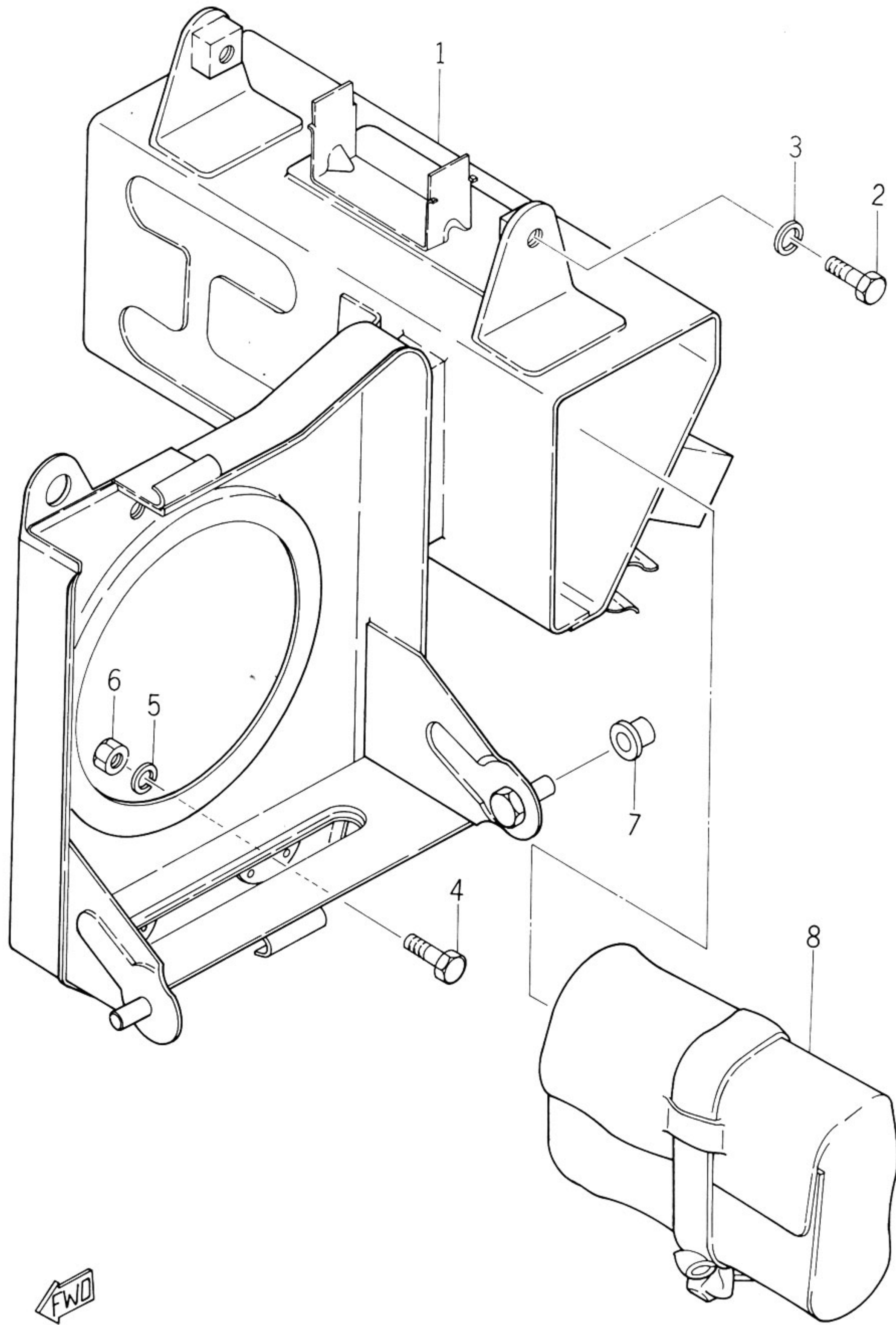




Ref No.	Part No.	Part Name	Description	Qty	S · R	Remarks
16- 1	174-27111-00	STAND, main		1		
16- 2	174-27112-00	SHAFT, main stand		1		
16- 3	137-27219-00	WASHER, wave		1		
16- 4	93430-12008	CIRCLIP	E-12	1		
16- 5	174-27115-00	LINK, main stand		1		
16- 6	174-27116-00	SPRING, main stand		1		
16- 7	174-27411-01	ARM, foot rest		1		
16- 8	122-27413-00	COVER, foot rest		2		
16- 9	174-21483-00	BOLT, engine mounting (3)	8-133	1		
16-10	92901-08200	WASHER, plain		1		
16-11	92901-08100	WASHER, spring		1		
16-12	92801-08100	NUT		1		
16-13	92901-08100	WASHER, spring		1		
16-14	91201-08020	BOLT		1		
16-15	174-27311-00	STAND, side		1		
16-16	174-27317-00	BOLT, side stand		1		
16-17	92801-08300	NUT		1		
16-18	150-27316-00	SPRING		1		
16-19	174-27211-00	PEDAL, brake		1		
16-20	174-27231-00	ROD, brake		1		
16-21	92901-06200	WASHER, plain		1		
16-22	91401-20012	PIN, cotter		1		
16-23	174-27216-00	SPRING, brake pedal		1		
16-24	148-27236-00	SPRING, rod		1		
16-25	148-27239-00	SEAT, spring		1		
16-26	109-27238-00	NUT, adjusting		1		
16-27	92901-04200	WASHER, plain		1		
16-28	91401-16020	PIN, cotter		1		



# Fig. 17 TOOLS BOX

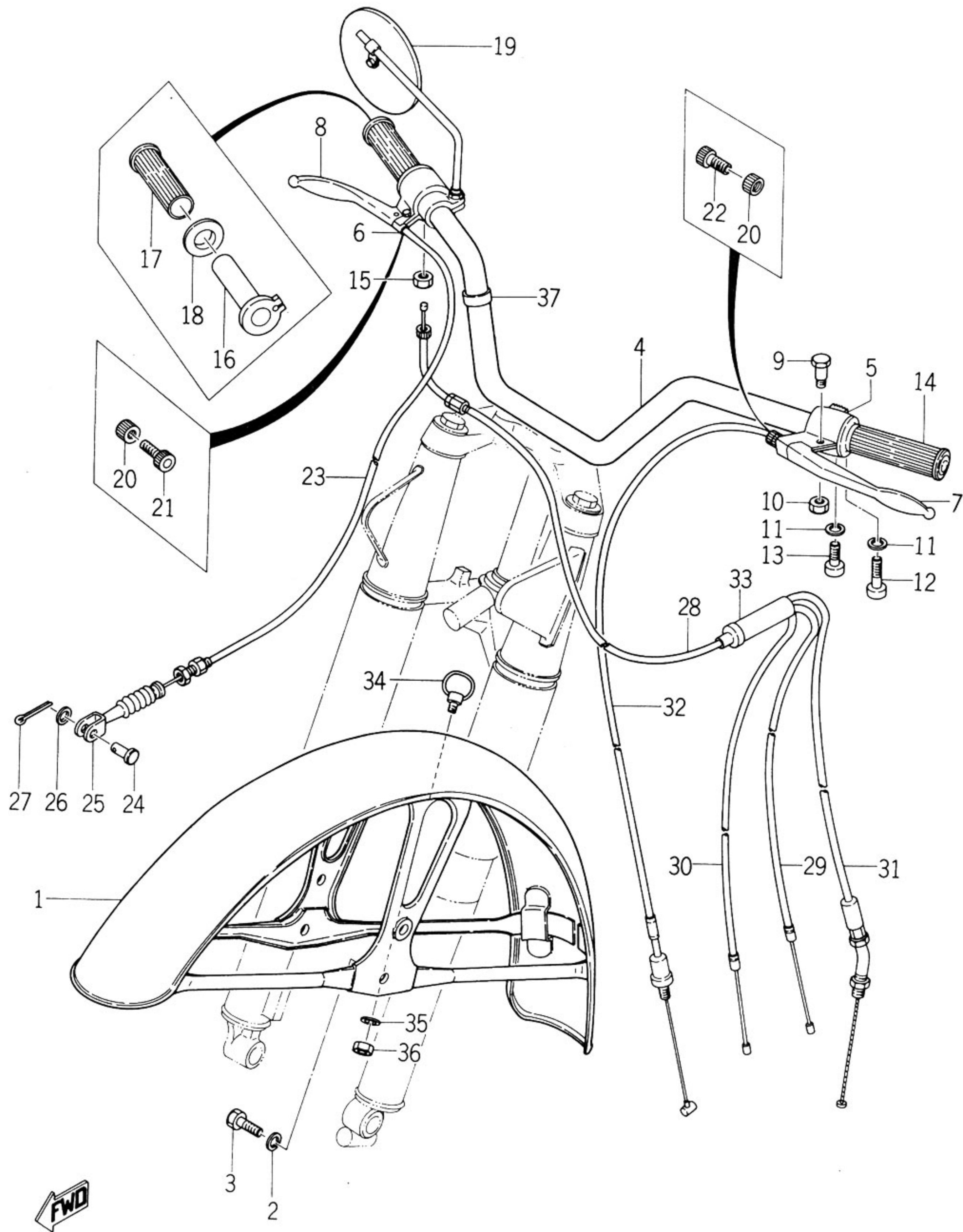




Ref No.	Part No.	Part Name	Description	Qty	S · R	Remarks
17- 1	174-21170-00	BOX COMP		1		
17- 2	91201-08050	BOLT		2		
17- 3	92901-08100	WASHER, spring		2		
17- 4	91201-08065	BOLT		2		
17- 5	92901-08100	WASHER, spring		2		
17- 6	92801-08100	NUT		2		
17- 7	174-21746-00	BUSHING, rubber		2		
17- 8	173-28100-00	TOOL ASS'Y		1		☆



# Fig. 18 HANDLE AND FRONT FENDER





Ref No.	Part No.	Part Name	Description	Qty	S · R	Remarks
18- 1	174-21510-00	FRONT FENDER COMP		1		
18- 2	92901-08100	WASHER, spring		4		
18- 3	91201-08012	BOLT		4		
18- 4	174-26111-00	HANDLE	S. T. D	1		
18- 4-1	173-26111-10	HANDLE	UP	1		
18- 4-2	174-26111-20	HANDLE	BAR	1		
18- 5	168-82910-20	LEVER HOLDER ASS'Y (L. H)	S. T. D	1		
18- 5-1	168-82910-00	LEVER HOLDER ASS'Y (L. H)	UP	1		
18- 5-2	173-82910-20	LEVER HOLDER ASS'Y (L. H)	BAR	1		
18- 6	169-82820-20	LEVER HOLDER ASS'Y (R. H)	S. T. D	1		
18- 6-1	169-82820-00	LEVER HOLDER ASS'Y (R. H)	UP	1		
18- 6-2	173-82820-20	LEVER HOLDER ASS'Y (R. H)	BAR	1		
18- 7	150-83912-00	. LEVER (L. H)		1		
18- 8	150-83922-00	. LEVER (R. H)		1		
18- 9	152-83915-00	. BOLT, lever fitting		2		
18-10	92801-06300	. NUT		2		
18-11	92901-05100	. WASHER, spring		6		
18-12	92501-05022	. SCREW, pan head		4		
18-13	92501-05020	. SCREW, pan head		2		
18-14	156-26241-00	GRIP (L. H)		1		
18-15	156-26251-00	NUT, adjusting		1		
18-16	156-26243-02	TUBE, guide		1		
18-17	156-26242-00	GRIP (R. H)		1		
18-18	150-26249-00	RING, fiber		1		
18-19	152-26290-00	BACK MIRROR ASS'Y		1		
18-20	168-26344-00	NUT, wire adjusting		2		
18-21	156-26346-00	BOLT, adjusting		1		
18-22	168-26337-00	BOLT, adjusting		1		
18-23	156-26341-01	WIRE, brake	S. T. D	1		
18-23-1	174-26341-10	WIRE, brake	UP	1		
18-23-2	174-26341-20	WIRE, brake	BAR	1		
18-24	156-27229-00	PIN, joint		1		
18-25	156-26347-00	JOINT, wire		1		
18-26	156-27226-00	WASHER, link		1		



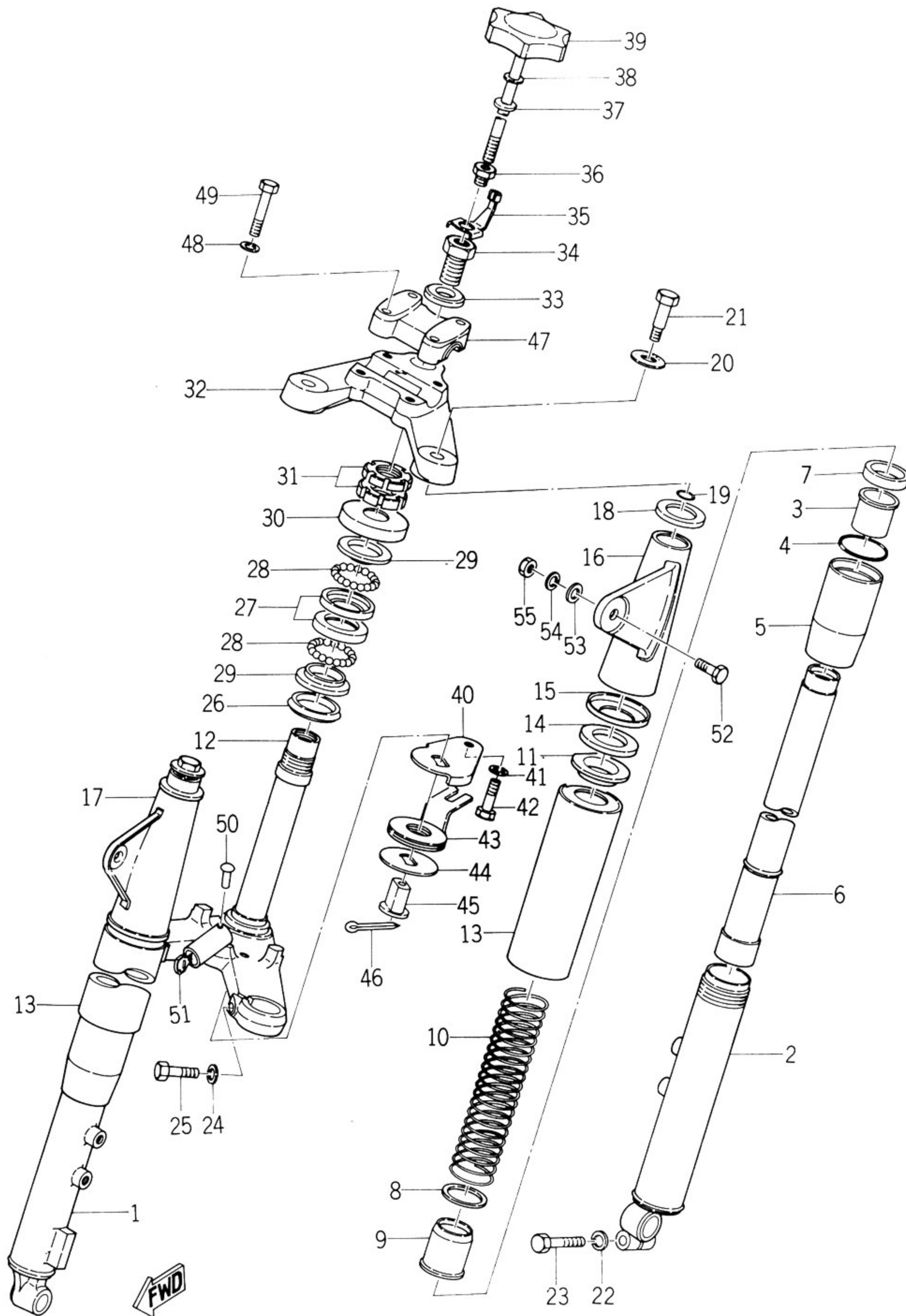




Ref. No.	Part No.	Part Name	Description	Qty	S · R	Remarks
18-27	91401-20012	PIN, cotter		1		
18-28	174-26311-00	WIRE, throttle (1)	S. T. D	1		
18-28-1	174-26311-10	WIRE, throttle (1)	UP	1		
18-28-2	174-26311-20	WIRE, throttle (1)	BAR	1		
18-29	174-26312-00	WIRE, throttle (2) (L. H)	250 L	1		
18-30	173-26313-00	WIRE, throttle (3) (R. H)	260 L	1		
18-31	174-26321-00	WIRE, pump		1		
18-32	174-26335-01	WIRE, clutch	S. T. D	1		
18-32-1	174-26335-11	WIRE, clutch	UP	1		
18-32-2	174-26335-21	WIRE, clutch	BAR	1		
18-33	156-26261-01	CYLINDER		1		
18-34	174-21518-00	HOLDER, wire		1		
18-35	92901-06100	WASHER, spring		1		
18-36	92801-06100	NUT		1		
18-37	168-83936-00	BAND, switch cord		2		



# Fig. 19 FRONT FORK

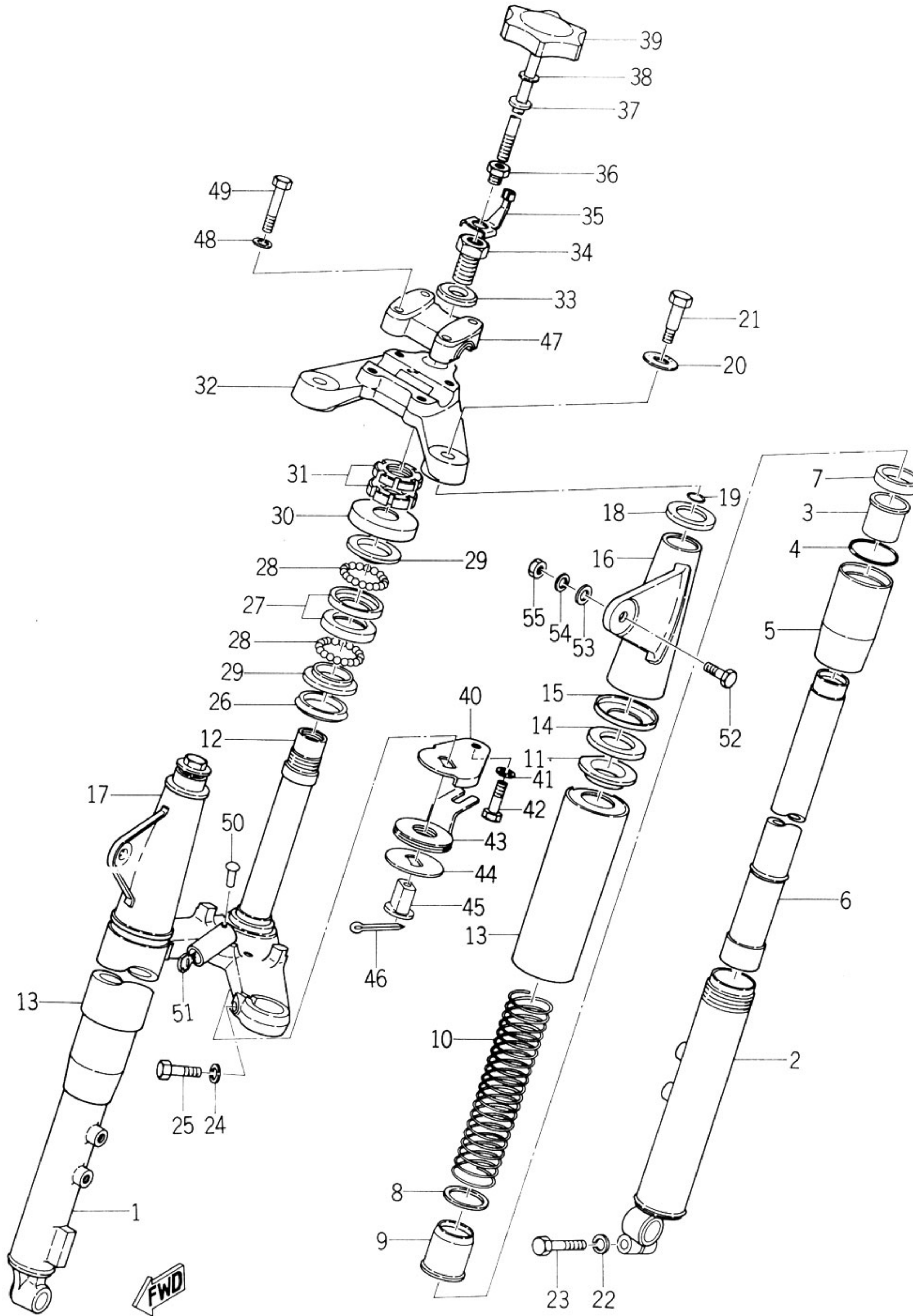




Ref No.	Part No.	Part Name	Description	Qty	S · R	Remarks
19- 0-1	174-23100-00	FRONT FORK ASS'Y		1		⊙
19- 1	174-23136-00	. TUBE, outer (R. H)		1		
19- 2	174-23126-00	. TUBE, outer (L. H)		1		
19- 3	137-23125-00	. METAL, slide		2		
19- 4	137-23147-00	. RING, "O"	3-35.5	2		
19- 5	174-23127-00	. NUT, outer		2		
19- 6	174-23124-00	. TUBE, inner		2		
19- 7	137-23145-00	. SEAL, oil		2		
19- 8	174-23146-00	. WASHER, oil seal	35-40.5-1.2	2		
19- 9	137-23143-00	. SEAT, spring under		2		
19-10	174-23141-00	. SPRING, fork		2		
19-11	174-23142-00	. SEAT, spring upper		2		
19-12	174-23340-00	. UNDER BRACKET COMP		1		
19-13	174-23123-00	. COVER, under		2		
19-14	174-23163-00	. PACKING	31-51.4-4.2	2		
19-15	174-23116-00	. GUIDE, cover under		2		
19-16	174-23121-00	. COVER, upper (L. H)		1		⊙
19-17	174-23131-00	. COVER, upper (R. H)		1		⊙
19-18	174-23115-00	. GUIDE, cover upper		2		
19-19	137-23114-00	. PACKING	6.1-11	2		
19-20	137-23112-00	. WASHER, cap	11.5-30-3.2	2		
19-21	174-23111-00	. BOLT, cap		2		
19-22	92901-08100	. WASHER, spring		1		
19-23	91201-08030	. BOLT		1		
19-24	92901-10100	. WASHER, spring		2		
19-25	137-23346-00	. BOLT, under bracket		2		
19-26	164-23462-00	SEAL, dust		1		
19-27	156-23412-00	RACE, ball (2)		2		☆
19-28	93501-04011	BALL	1/4inch	38		☆
19-29	156-23411-00	RACE, ball (1)		2		☆
19-30	136-23415-00	COVER, ball race		1		
19-31	137-23454-00	NUT		2		
19-32	174-23435-00	CROWN, handle		1		
19-33	174-23443-00	WASHER, crown		1		



# Fig. 19 FRONT FORK

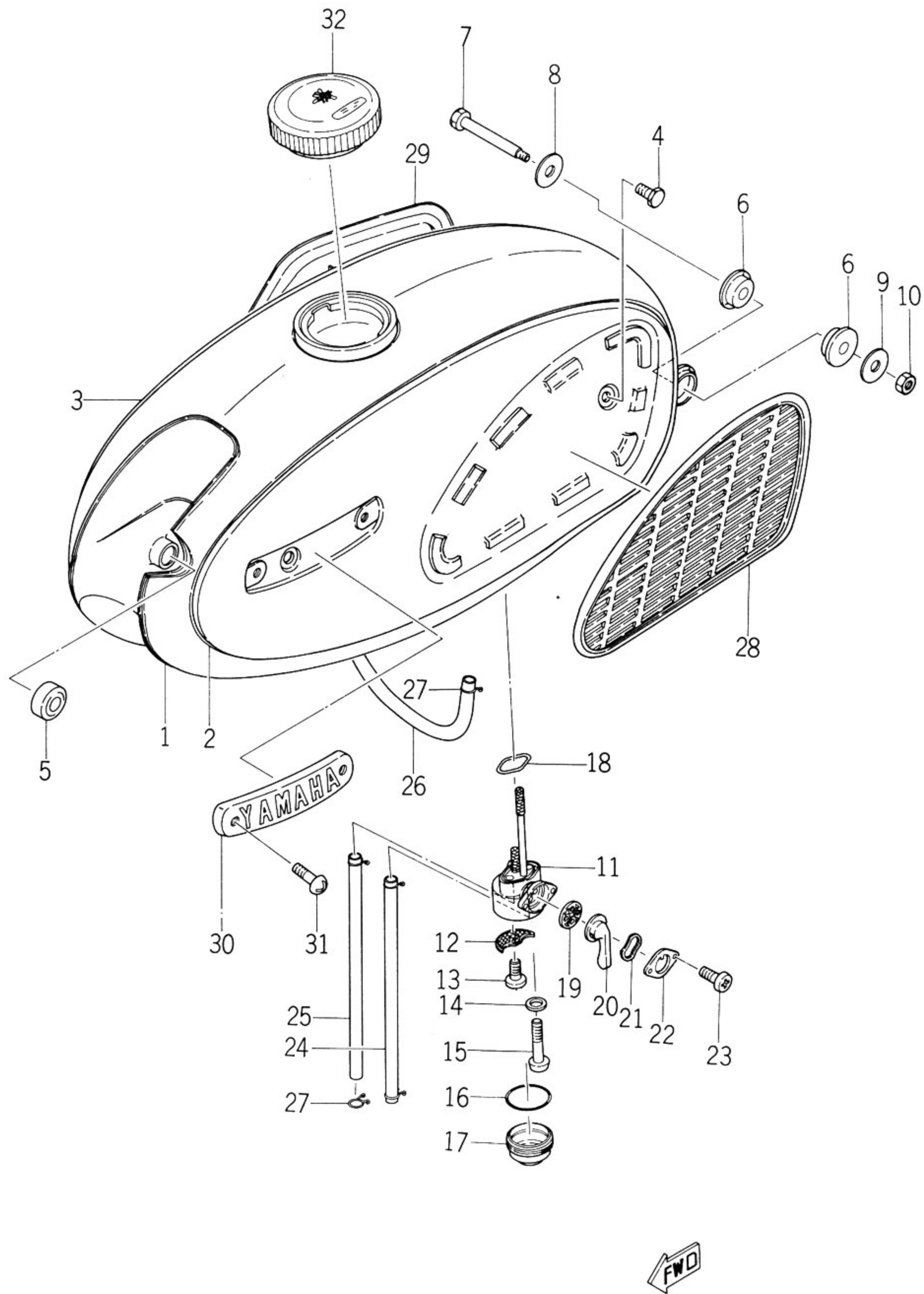




Ref No.	Part No.	Part Name	Description	Qty	S · R	Remarks
19-34	174-23451-00	BOLT, fitting		1		
19-35	174-23428-00	SPRING, damper		1		
19-36	174-23424-00	GUIDE, damper		1		
19-37	141-23427-00	WASHER		1		
19-38	156-23418-00	WASHER, special		1		
19-39	174-23419-00	SHAFT, damper		1		
19-40	174-23421-00	PLATE, damper (1)		1		
19-41	92901-06100	WASHER, spring		1		
19-42	91101-06010	BOLT		1		
19-43	174-23422-00	PLATE, damper (2)		1		
19-44	174-23425-00	DAMPER, friction		1		
19-45	174-23453-00	NUT, fitting		1		
19-46	156-23433-00	PIN, cotter		1		
19-47	174-23441-00	HOLDER, handle upper		1		
19-48	92901-08100	WASHER, spring		4		
19-49	91104-08035	BOLT		4		
19-50	156-21188-00	RIVET		1		
19-51	156-23480-00	STEERING LOCK ASS'Y		1		



# Fig.20 TANK

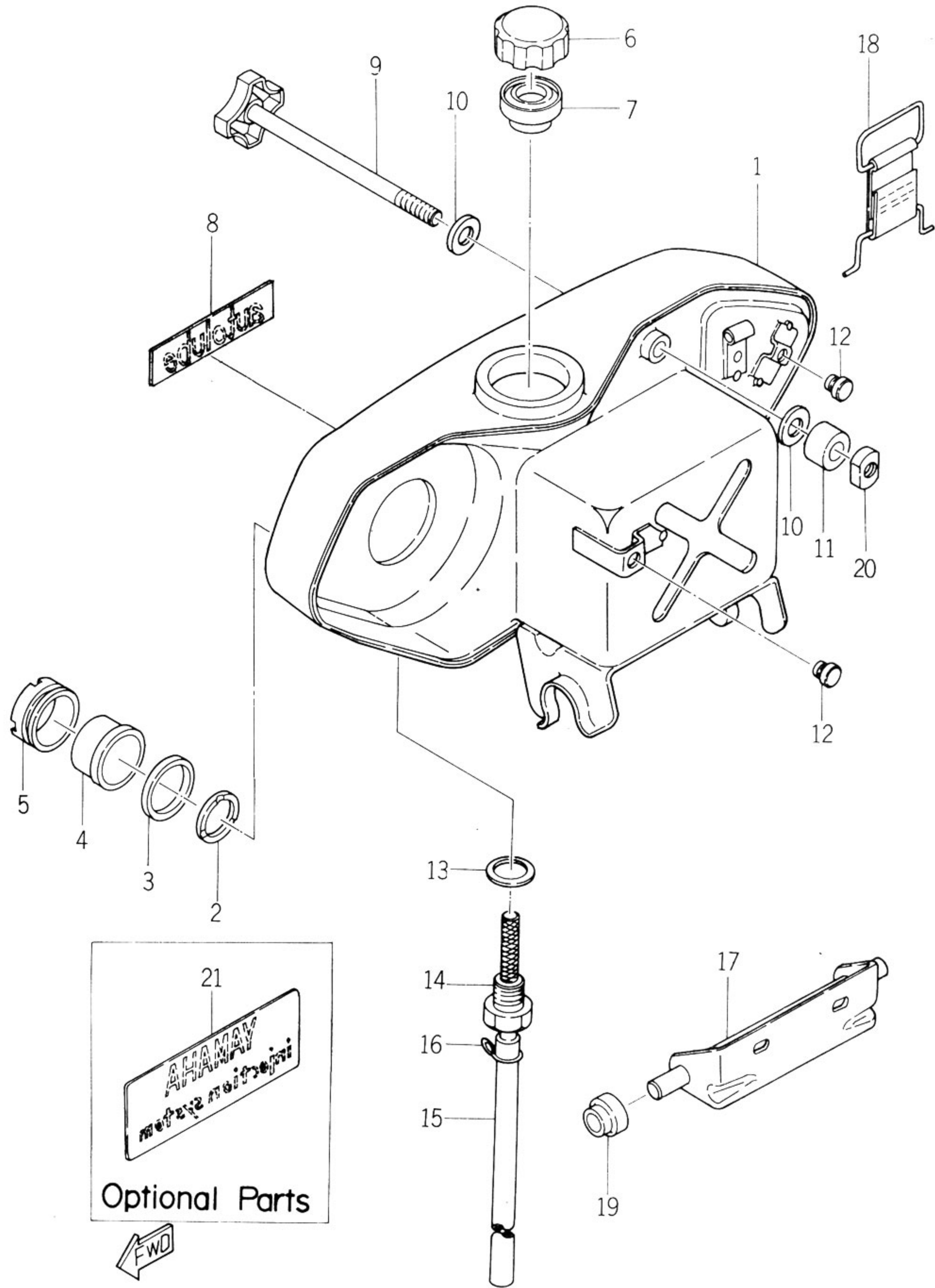




Ref. No.	Part No.	Part Name	Description	Qty	S · R	Remarks
20- 1	174-24110-00	FUEL TANK COMP		1		⊙
20- 2	174-24129-00	COVER, side (1)		1		
20- 3	174-24139-00	COVER, side (2)		1		
20- 4	168-24178-00	BOLT, cover fitting		4		
20- 5	156-24181-00	DAMPER, tank locating		2		
20- 6	156-24182-01	DAMPER, fuel tank		2		
20- 7	168-24176-00	BOLT, tank fitting		1		
20- 8	156-24186-00	WASHER, special (1)		1		
20- 9	156-24187-00	WASHER, special (2)		1		
20-10	92801-06100	NUT		1		
20- 0-1	168-24500-00	FUEL COCK ASS'Y		1		
20-11		.BODY, fuel cock		1		△
20-12	168-24515-00	.NET, filter		1		
20-13	92501-03006	.SCREW, pan head		1		
20-14	137-24513-00	.GASKET	6-10-1	2		
20-15	92501-06035	.SCREW, pan head		2		
20-16	168-24522-00	.GASKET, filter		1		
20-17	168-24521-00	.CUP, filter		1		
20-18	168-24512-00	.GASKET, body		1		
20-19	137-24523-00	.VALVE		1		
20-20	168-24524-00	.LEVER, cock		1		
20-21	132-24518-00	.WASHER, wave		1		
20-22	132-24525-00	.PLATE, lever fitting		1		
20-23	92501-03006	.SCREW, pan head		2		
20-24	132-24312-00	PIPE, fuel (L. H)		1		
20-25	174-24312-00	PIPE, fuel (R. H)		1		
20-26	174-24331-00	PIPE, level		1		
20-27	101-24356-00	CLIP, pipe		6		
20-28	174-24171-00	GRIP, knee (L. H)		1		
20-29	174-24172-00	GRIP, knee (R. H)		1		
20-30	164-24161-00	EMBLEM		2		
20-31	92501-04008	SCREW, pan head		4		
20-32	137-24610-00	TANK CAP ASS'Y		1		



# Fig.21 OIL TANK

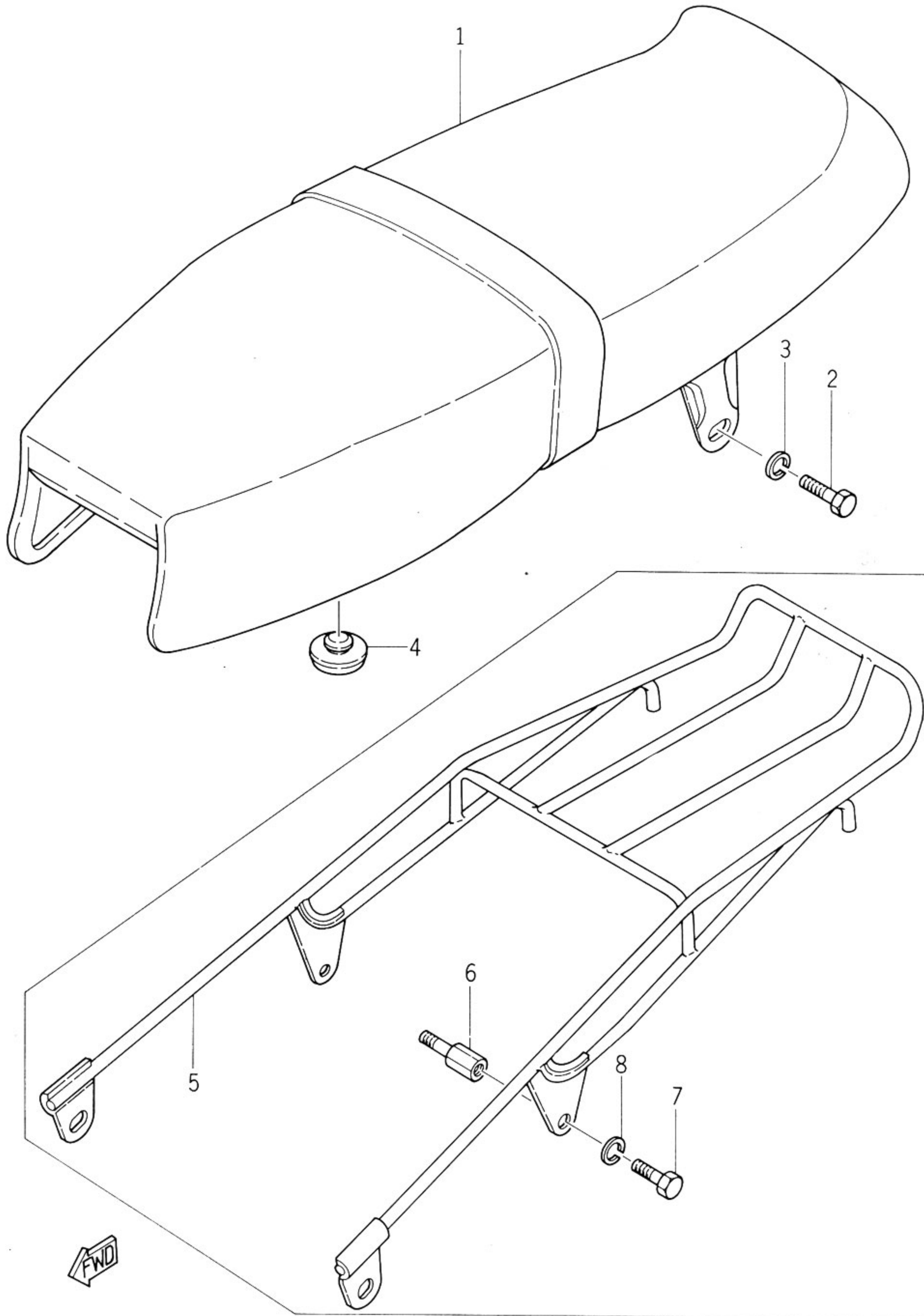




Ref.No.	Parts No.	Part Name	Description	Qty	S - R	Remarks
21- 1	174-21751-01	TANK, oil		1		
21- 2	137-21761-00	GAUGE, level		1		
21- 3	137-21763-00	GASKET, level gauge		1		
21- 4	137-21764-00	LENS, level gauge		1		
21- 5	137-21762-00	NUT, level gauge		1		
21- 6	137-21770-61	OIL TANK CAP ASS'Y		1		
21- 7	137-21772-01	.GASKET, cap		1		
21- 8	137-21781-00	EMBLEM, autolube		1		
21- 9	168-21714-00	KNOB, side cover		1		
21-10	92901-08200	WASHER, plain		2		
21-11	168-21729-00	CLAMP, damper		1		
21-12	137-21778-00	DAMPER, oil tank		2		
21-13	137-21767-00	GASKET, union		1		
21-14	137-21768-01	SCREW, union		1		
21-15	174-21766-00	PIPE, oil		1		
21-16	101-24356-00	CLIP, pipe		2		
21-17	174-21797-00	HINGE, oil tank		1		
21-18	174-21776-00	BAND, tank fitting		1		
21-19	174-21746-00	BUSHING, rubber		2		
21-20	168-21713-00	NUT, latch clamp		1		
		OPTIONAL PARTS				
21-21	117-21782-00	EMBLEM, injection		1		



Fig.22 SEAT AND CARRIER

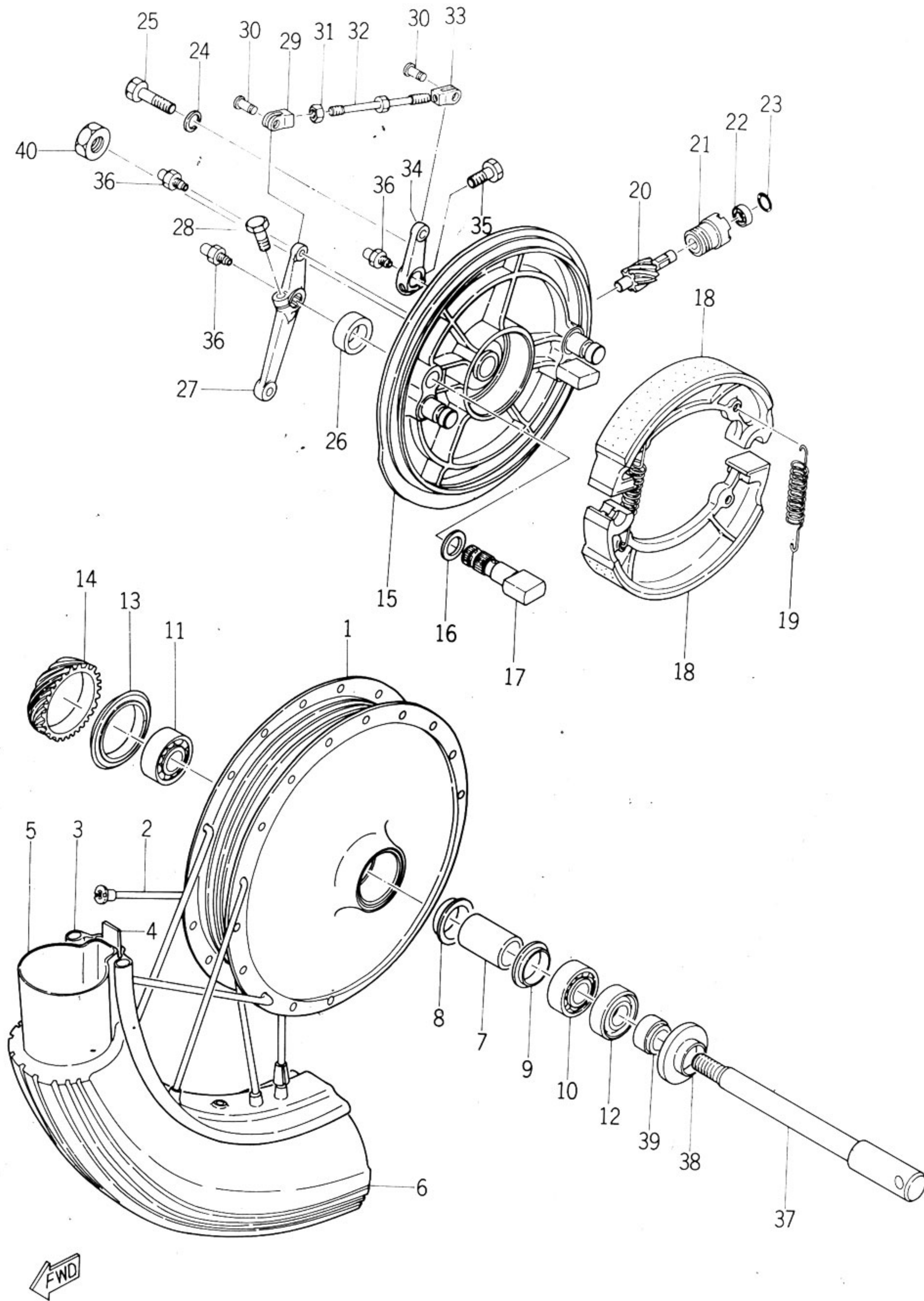




Ref No.	Parts No.	Part Name	Description	Qty	S · R	Remarks
22- 1	174-24730-00	DOUBLE SEAT ASS'Y		1		
22- 1a	174-24731-00	.COVER, double seat		1		
22- 2	91203-10030	BOLT		2		
22- 3	92901-10100	WASHER, spring		2		
22- 4	174-24741-00	PAD, seat		2		
<b>OPTIONAL PARTS</b>						
22- 5	174-24830-00	SUB CARRIER ASS'Y		1		
22- 6	173-24717-00	BOLT, seat fitting		2		
22- 7	91203-08015	BOLT		2		
22- 8	92901-08100	WASHER, spring		2		



# Fig. 23 FRONT WHEEL

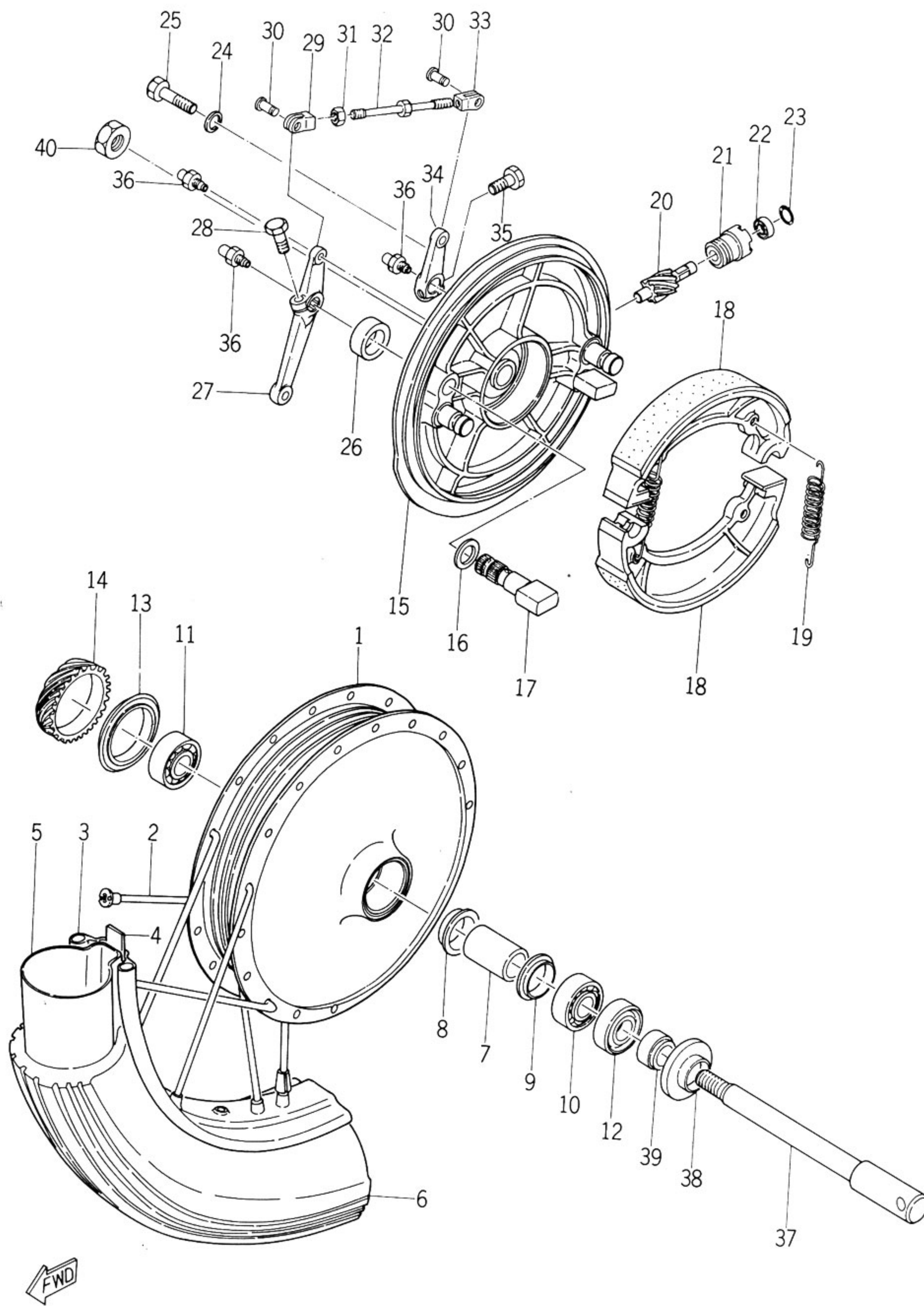




Ref. No.	Part No.	Part Name	Description	Qty	S · R	Remarks
23- 0-1	174-25101-00	FRONT WHEEL ASS'Y		1		
23- 1	174-25111-00	.HUB		1		
23- 2	174-25104-00	.SPOKE SET		1s		
23- 3	94416-18013	.RIM	1. 60A-18	1		
23- 4	94325-18005	.BAND, rim	2. 50-18	1		
23- 5	94225-18006	.TUBE	2. 50-18	1		☆
23- 6	94125-18019	.TIRE	2. 50-18	1		☆
23- 7	136-25317-00	.SPACER, bearing		1		
23- 8	148-25115-00	.FLANGE, spacer		1		
23- 9	136-25115-00	.FLANGE, spacer		1		
23-10	93306-20203	.BEARING	6202RS	1		☆
23-11	93306-30202	.BEARING	6302RS	1		☆
23-12	93102-22027	.SEAL, oil	SD-22-35-7	1		
23-13	93107-50003	.SEAL, oil	OS-64-50-7	1		
23-14	174-25135-00	.GEAR, drive	26T	1		
23-15	174-25121-00	.PLATE, brake shoe		1		
23-16	148-25353-00	.SHIM, cam shaft		2		
23-17	148-25151-00	.CAM, shaft		2		
23-18	168-25130-00	.BRAKE SHOE COMP		2		
23-19	156-25333-00	.SPRING, shoe return		2		
23-20	152-25138-00	.GEAR, meter	10T	1		
23-21	109-25136-00	.BUSHING		1		
23-22	93104-07003	.SEAL, oil	SO-7-14-4	1		
23-23	93210-13017	.RING, "O"	2.4-13.4	1		
23-24	92901-06100	.WASHER, spring		1		
23-25	91203-06025	.BOLT		1		
23-26	148-25359-00	.SEAL, cam shaft		2		
23-27	156-25155-00	.LEVER, cam shaft (1)		1		
23-28	91203-06018	.BOLT		1		
23-29	174-25163-00	.END, rod (1)		1		
23-30	174-25165-00	.PIN, rod end		2		
23-31	92803-06300	.NUT		1		
23-32	152-25161-00	.ROD, connecting		1		
23-33	174-25164-00	.END, rod		1		



# Fig.23 FRONT WHEEL

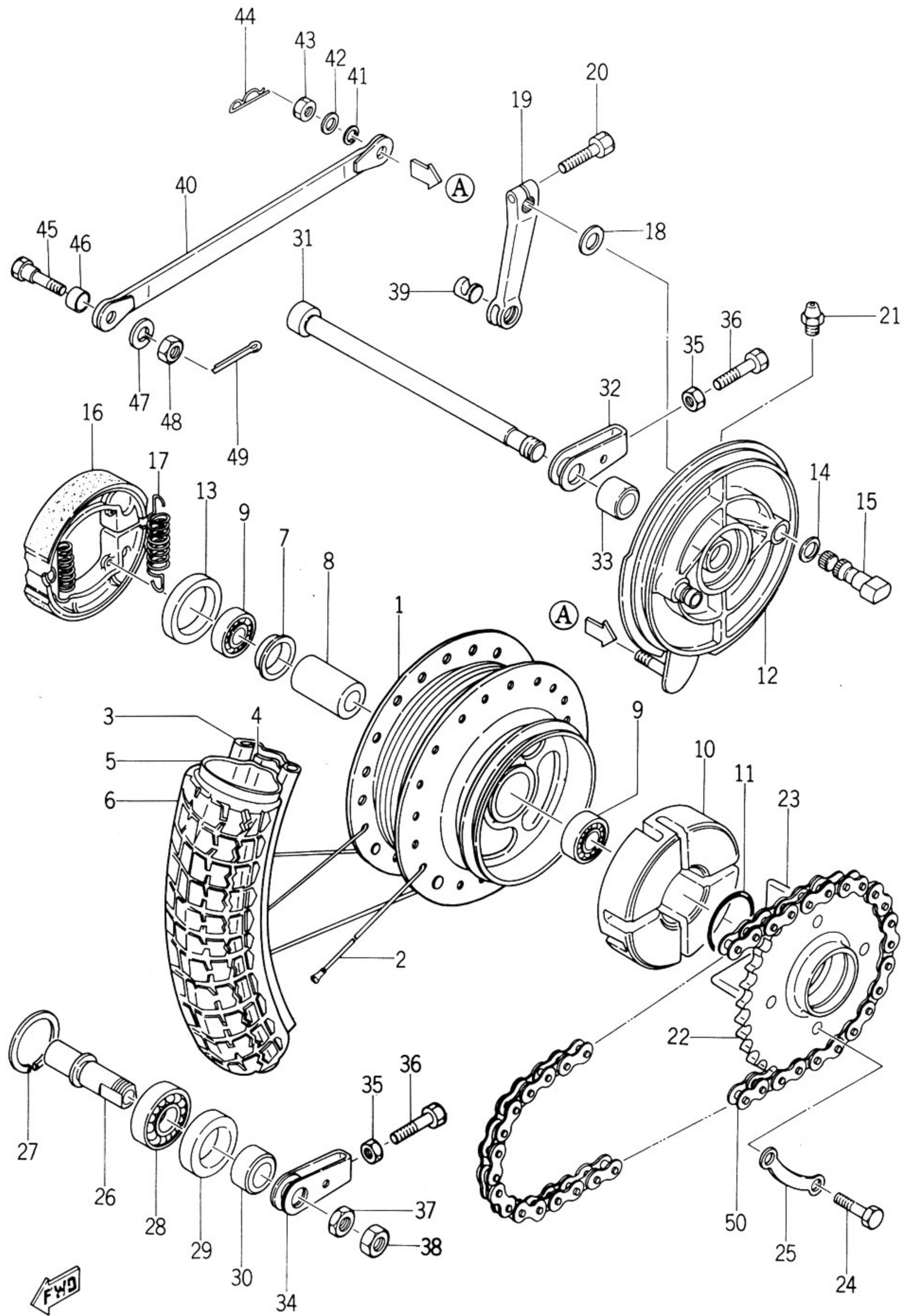




Ref No.	Part No.	Part Name	Description	Qty	S - R	Remarks
23-34	156-25156-00	. LEVER, cam shaft (2)		1		
23-35	91203-06020	. BOLT		1		
23-36	93700-06001	. NIPPLE, grease		3		
23-37	141-25181-00	SHAFT, wheel		1		
23-38	174-25118-00	COVER, hub dust		1		
23-39	174-25183-00	COLLAR, wheel shaft		1		
23-40	92803-14200	NUT		1		



# Fig.24 REAR WHEEL

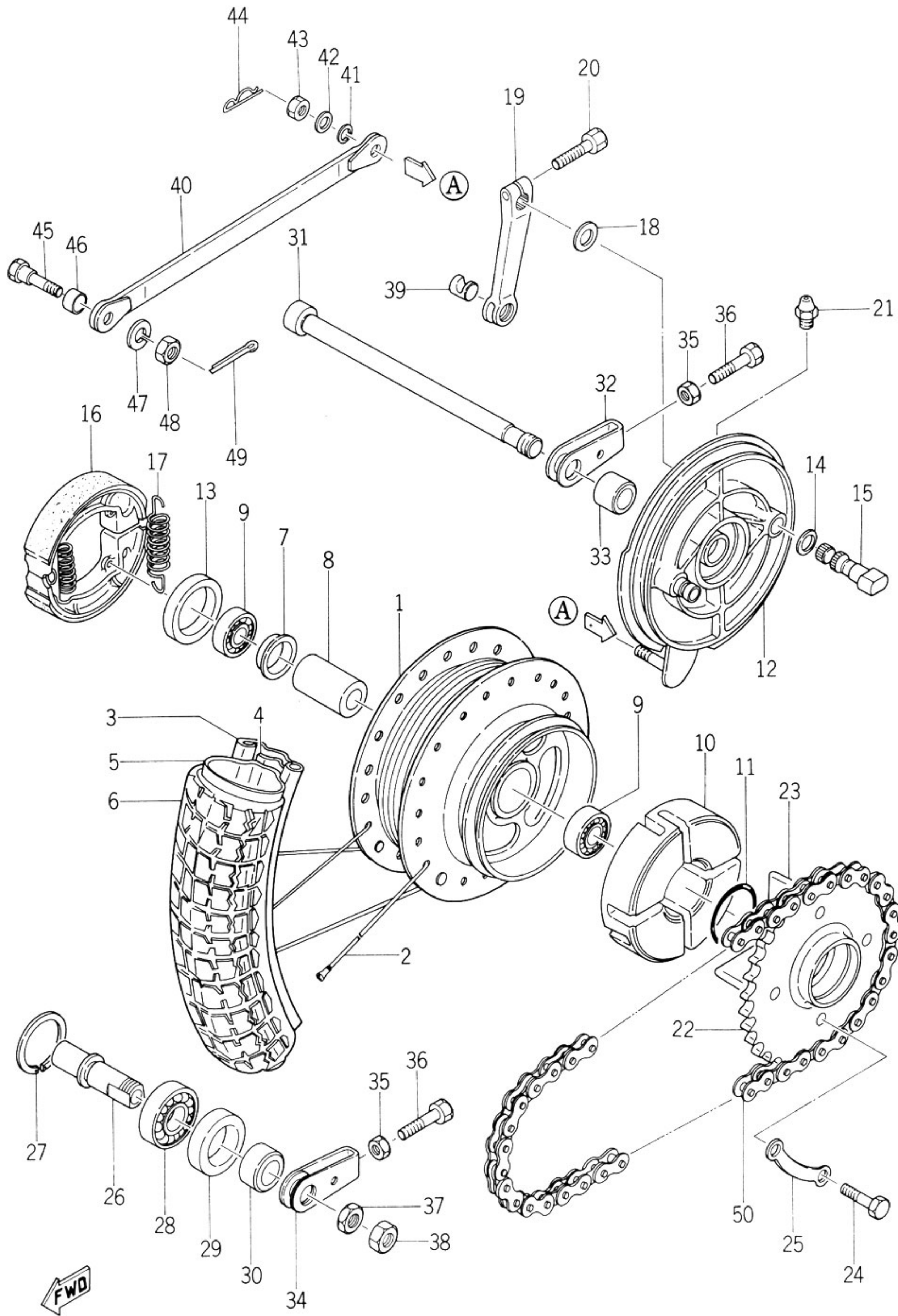




Ref No.	Part No.	Part Name	Description	Qty	S · R	Remarks
24- 0-1	174-25301-00	REAR WHEEL ASS'Y		1		
24- 1	174-25311-00	.HUB		1		
24- 2	141-25104-00	.SPOKE SET		1s		
24- 3	94416-18016	.RIM	1. 60A-18	1		
24- 4	94327-18007	.BAND, rim	2. 75-18	1		
24- 5	94227-18009	.TUBE	2. 75-18	1		☆
24- 6	94127-18025	.TIRE	2. 75-18	1		☆
24- 7	136-25115-00	.FLANGE, spacer		2		
24- 8	136-25317-00	.SPACER, bearing		1		
24- 9	93306-20203	.BEARING	6202RS	2		☆
24-10	174-25364-00	.DAMPER		1		
24-11	93210-43043	.RING, "O"		1		
24-12	136-25321-01	.PLATE, brake shoe		1		
24-13	93101-42018	.SEAL, oil	S-42-56-6	1		
24-14	136-25153-00	.SHIM, cam shaft		1		
24-15	136-25351-01	.CAM, shaft		1		
24-16	174-25330-00	.BRAKE SHOE COMP		2		
24-17	137-25133-00	.SPRING, return		2		
24-18	137-25159-00	.SEAL, cam shaft		1		
24-19	137-25355-60	.LEVER, cam shaft		1		
24-20	91203-06020	.BOLT		1		
24-21	93700-06001	.NIPPLE, grease		1		
24-22	174-25437-20	GEAR, sprocket wheel	37T S. T. D	1		
24-22-1	174-25435-20	GEAR, sprocket wheel	35T	1		
24-22-2	174-25439-20	GEAR, sprocket wheel	39T	1		
24-23	174-25366-00	CLUTCH, hub		1		
24-24	141-25411-00	BOLT, fitting		4		
24-25	148-25412-00	WASHER, lock		2		
24-26	174-25387-00	SHAFT, sprocket wheel		1		
24-27	93420-42007	CIRCLIP		1		
24-28	93306-00405	BEARING	6004RS	1		☆
24-29	93106-30004	SEAL, oil	DD-30-42-8	1		
24-30	174-25386-00	COLLAR, sprocket shaft		1		
24-31	174-25381-00	SHAFT, wheel		1		



# Fig.24 REAR WHEEL

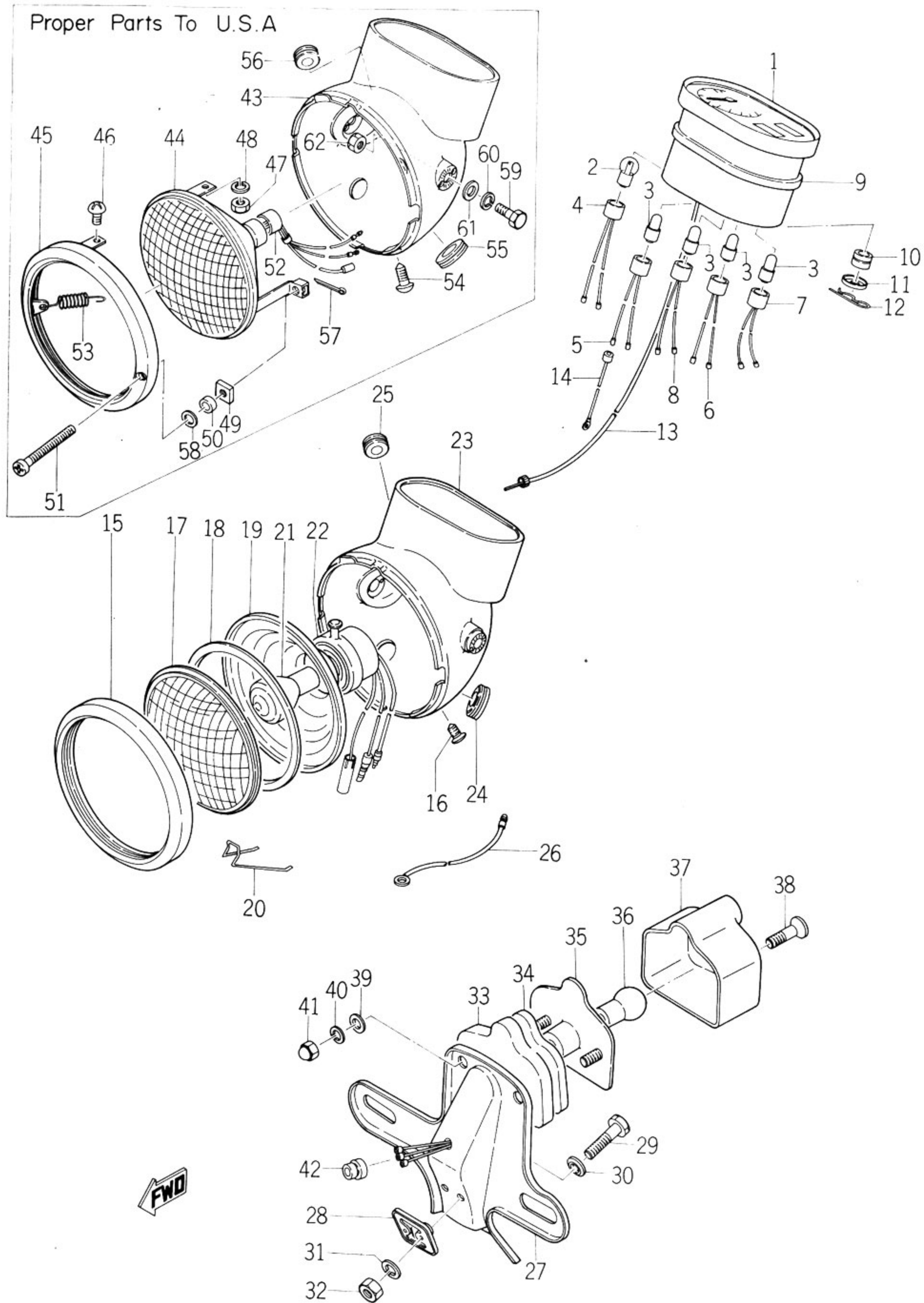




Ref No.	Part No.	Part Name	Description	Qty	S · R	Remarks
24-32	174-25389-00	PULLER, chain (R. H)	15 $\phi$	1		
24-33	174-25383-00	COLLAR, wheel shaft	15.2-32-41.5	1		
24-34	174-25388-00	PULLER, chain (L. H)	20 $\phi$	1		
24-35	92803-06300	NUT		2		
24-36	167-25379-00	BOLT, chain puller	6-45	2		
24-37	137-25385-00	NUT, sprocket shaft		1		
24-38	92803-14200	NUT		1		
24-39	148-27237-00	PIN, clevis		1		
24-40	174-25371-00	BAR, tension		1		
24-41	92901-12100	WASHER, spring		1		
24-42	92901-10200	WASHER, plain		1		
24-43	92801-10300	NUT		1		
24-44	136-25375-00	CLIP, tension bar		1		
24-45	174-25373-00	BOLT, tension bar		1		
24-46	174-25374-00	SPRING, tension bar	12-28-7	1		
24-47	92901-08100	WASHER, spring		1		
24-48	92801-08100	NUT		1		
24-49	91401-20012	PIN, cotter		1		
24-50	94514-28104	CHAIN	428-104P	1		
24-50a	94614-28001	.JOINT, chain		1		



# Fig.25 HEAD LAMP AND TAIL LAMP

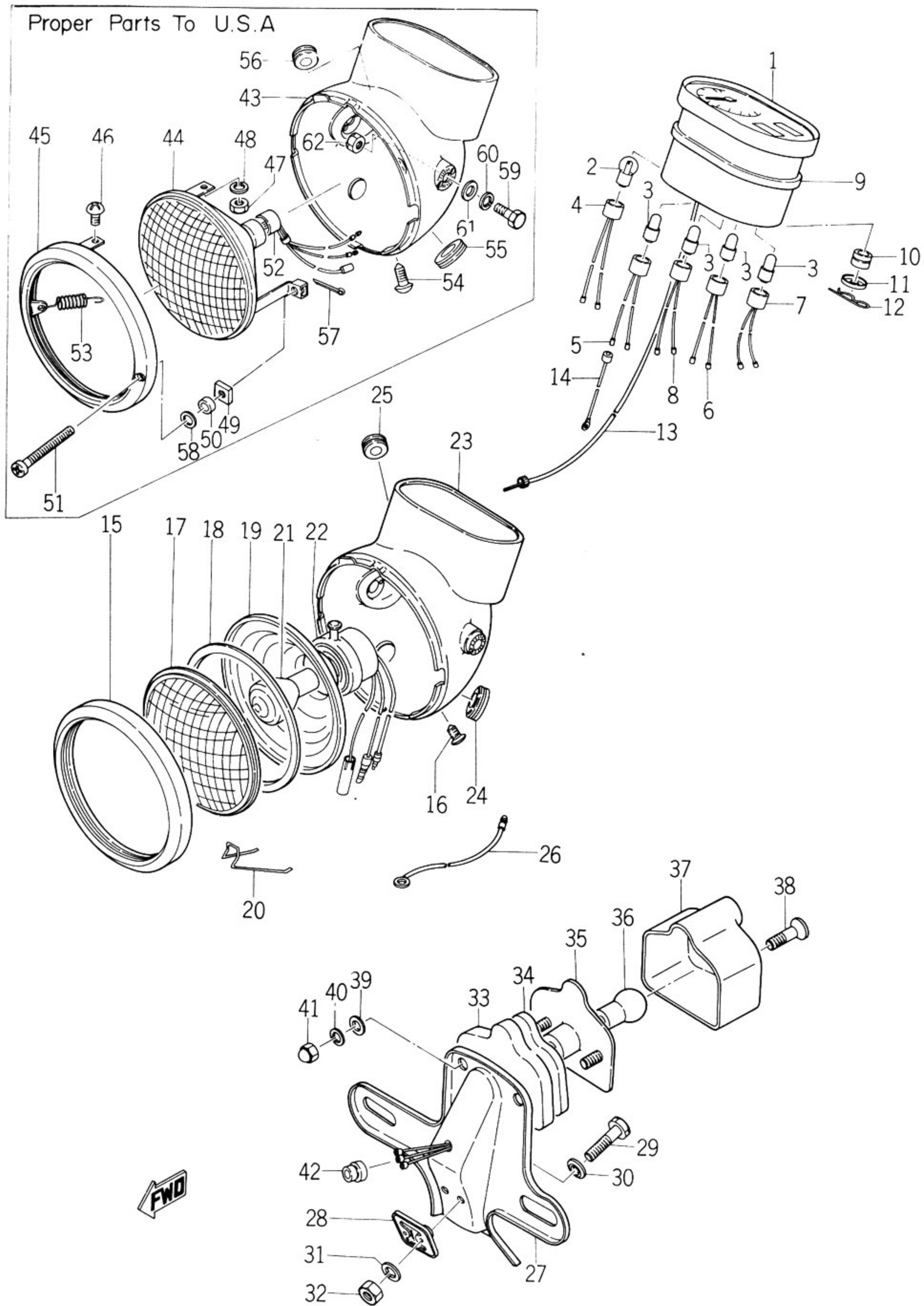




Ref. No.	Part No.	Part Name	Description	Qty	S · R	Remarks
25- 1	174-83510-70	SPEEDOMETER ASS'Y		1		M. P. H
25- 1-1	174-83510-20	SPEEDOMETER ASS'Y		1		km/H
25- 2	123-83516-20	. BULB, meter	12V/3W	1		☆
25- 3	102-83517-20	. BULB, pilot	12V/2W	4		☆
25- 4	174-83536-20	. SOCKET, meter		1		
25- 5	174-83537-20	. SOCKET, neutral		1		
25- 6	174-83538-20	. SOCKET, flasher		1		
25- 7	174-83539-20	. SOCKET, charge		1		
25- 8	174-83529-70	. SOCKET, high beam		1		
25- 9	174-83513-00	DAMPER		1		
25-10	174-83523-00	DAMPER		1		
25-11	174-83524-00	WASHER, special		1		
25-12	156-83525-00	CLIP		1		
25-13	156-83550-00	SPEEDOMETER CABLE ASS'Y		1		
25-14	122-84149-00	WIRE, lead (2)		1		Mile meter
25- 0-2	174-84300-00	HEAD LAMP ASS'Y		1		⊙
25-15	174-84315-00	. RIM, head lamp		1		
25-16	150-84125-00	. SCREW, rim fitting		1		
25-17	136-84321-00	. LENS, head lamp		1		
25-18	136-84322-00	. GASKET, lens		1		
25-19	136-84323-00	. REFLECTOR		1		
25-20	174-84324-00	. SPRING, reflector set		4		
25-21	136-84314-00	. BULB, head lamp	12V35/25W	1		☆
25-22	174-84312-00	. SOCKET		1		
25-23	174-84311-00	. BODY, head lamp		1		⊙
25-24	150-84153-00	. GROMMET (large)		1		
25-25	168-84354-00	. GROMMET (small)		2		
25-26	173-84313-00	WIRE, earth		1		
25-27	164-84751-60	BRACKET, licence		1		⊙
25-28	174-84753-00	DAMPER		1		
25-29	168-21738-00	BOLT		2		
25-30	156-24186-00	WASHER, special		2		
25-31	92901-06100	WASHER, spring		2		
25-32	92801-06100	NUT		2		



# Fig.25 HEAD LAMP AND TAIL LAMP

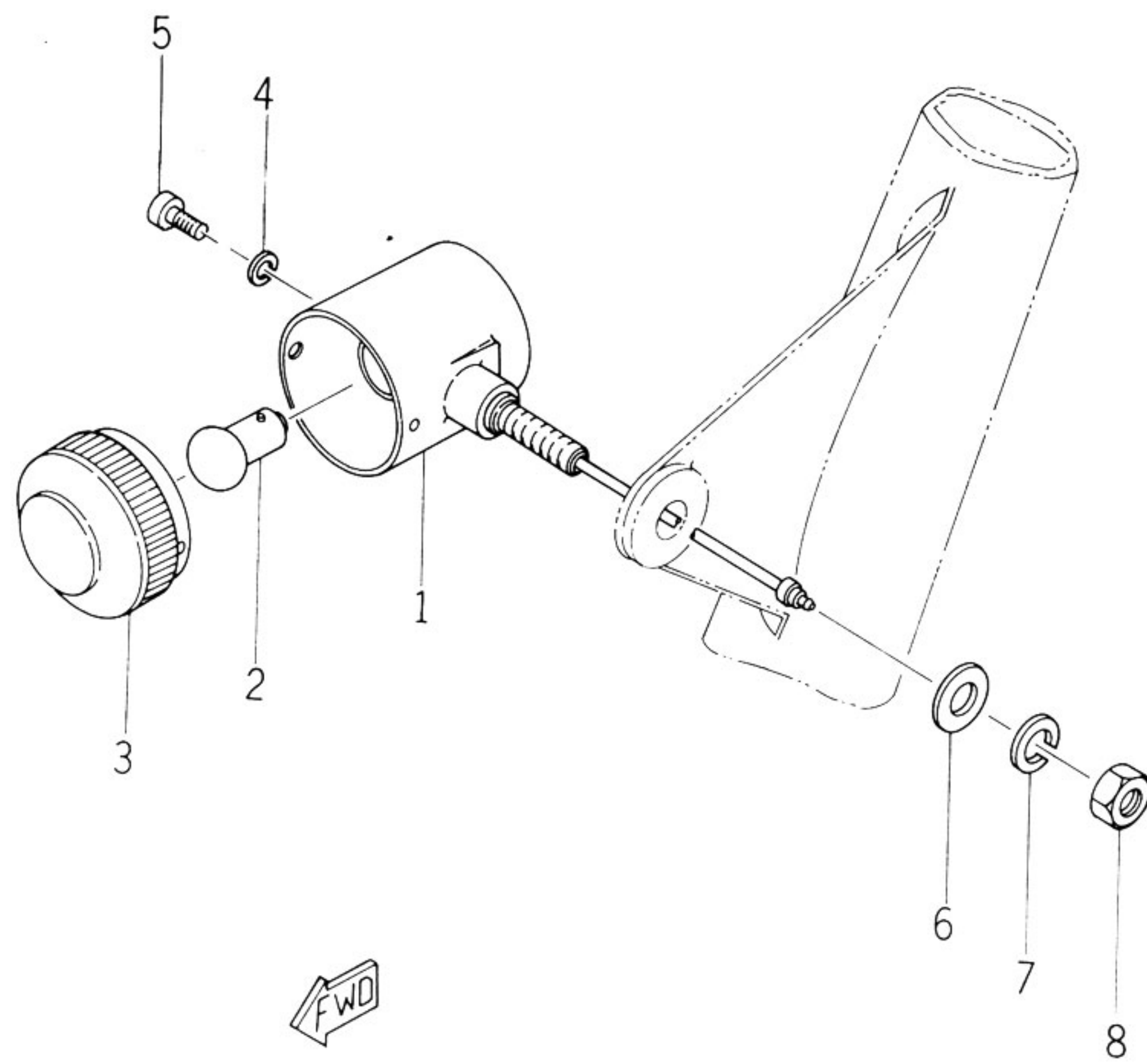
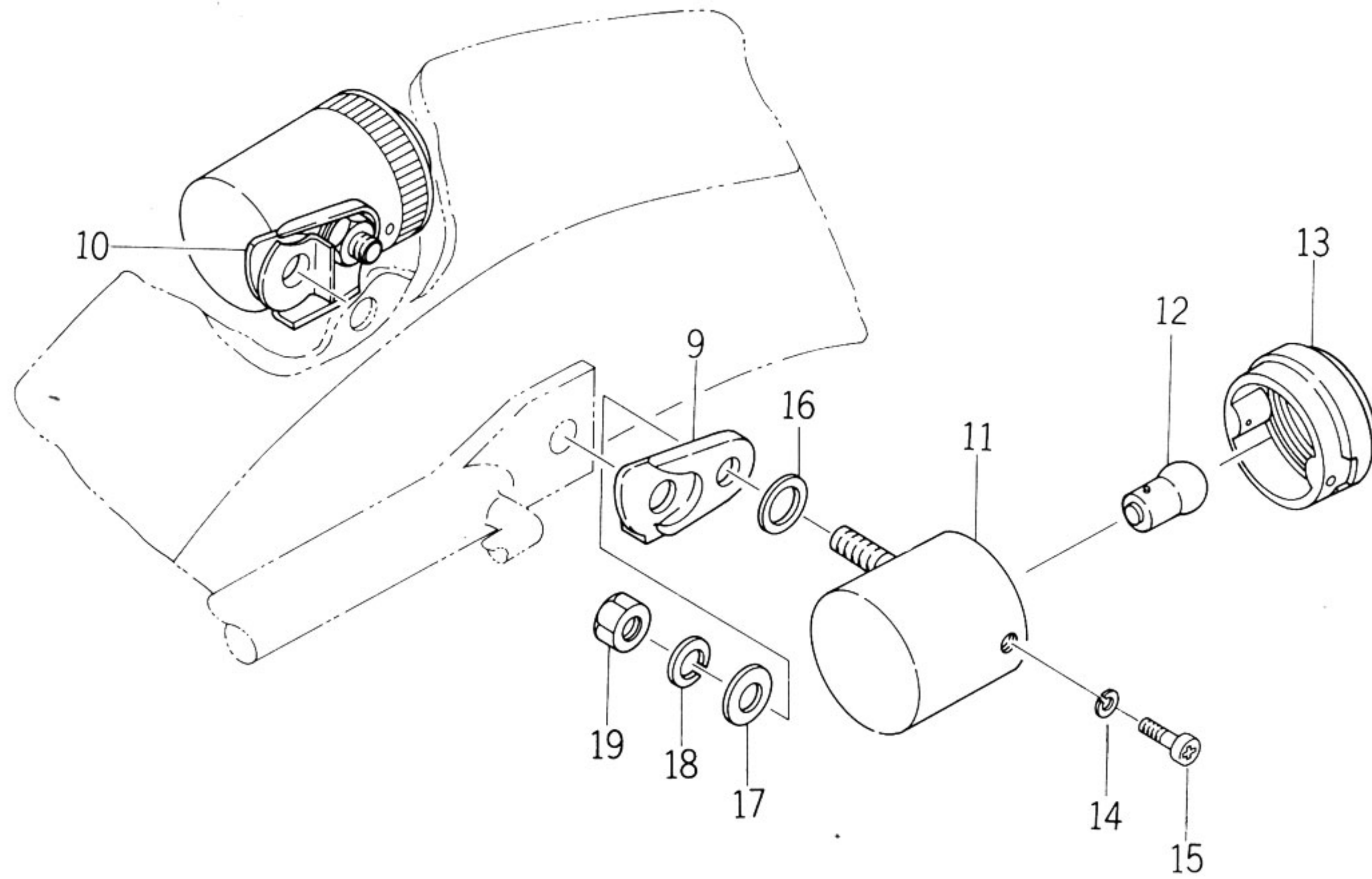




Ref No.	Part No.	Part Name	Description	Qty	S - R	Remarks
25- 0-3	164-84710-60	TAIL LAMP UNIT ASS'Y		1		
25-33	168-84716-00	.COVER, tail lamp		1		
25-34	168-84712-00	.SEAT, base		1		
25-35	164-84711-60	.BASE, tail lamp		1		
25-36	168-84714-00	.BULB, tail lamp	12V 23W/7W	1		☆
25-37	168-84721-00	.LENS, tail lamp		1		
25-38	168-84724-00	.SCREW, lens fitting		2		
25-39	92901-06200	.WASHER, plain		2		
25-40	92901-06100	.WASHER, spring		2		
25-41	92803-06700	.NUT, crown		2		
25-42	152-84518-00	GROMMET, tail lamp		2		
PROPER PARTS TO U.S.A						
25- 0-4	174-84300-60	HEAD LAMP ASS'Y		1		⊙
25-43	174-84311-00	.BODY, head lamp		1		⊙
25- 44	174-84320-60	.LENS ASS'Y		1		
25-45	174-84315-60	.RIM, head lamp		1		
25-46	168-84338-60	.SCREW, lens fitting		2		
25-47	92801-04100	.NUT		2		
25-48	92901-05100	.WASHER, spring		2		
25-49	132-84334-60	.NUT, adjust		1		
25-50	132-84328-60	.SPACER		1		
25-51	132-84331-60	.SCREW, rim adjuster		1		
25-52	174-84312-60	.SOCKET		1		
25-53	168-84355-60	.SPRING, lens adjust		1		
26-54	150-84125-00	.SCREW, rim fitting		1		
25-55	150-84153-00	.GROMMET (A) (large)		1		
25-56	168-84354-00	.GROMMET (B) (small)		2		
25-57	91401-10010	.PIN, cotter		1		
25-58	92901-04200	.WASHER, plain		1		
25-59	91204-08025	BOLT		2		
25-60	92901-08100	WASHER, spring		2		
25-61	92903-08200	WASHER, plain		2		
25-62	92801-08100	NUT		2		



# Fig.26 FLASHER LAMP

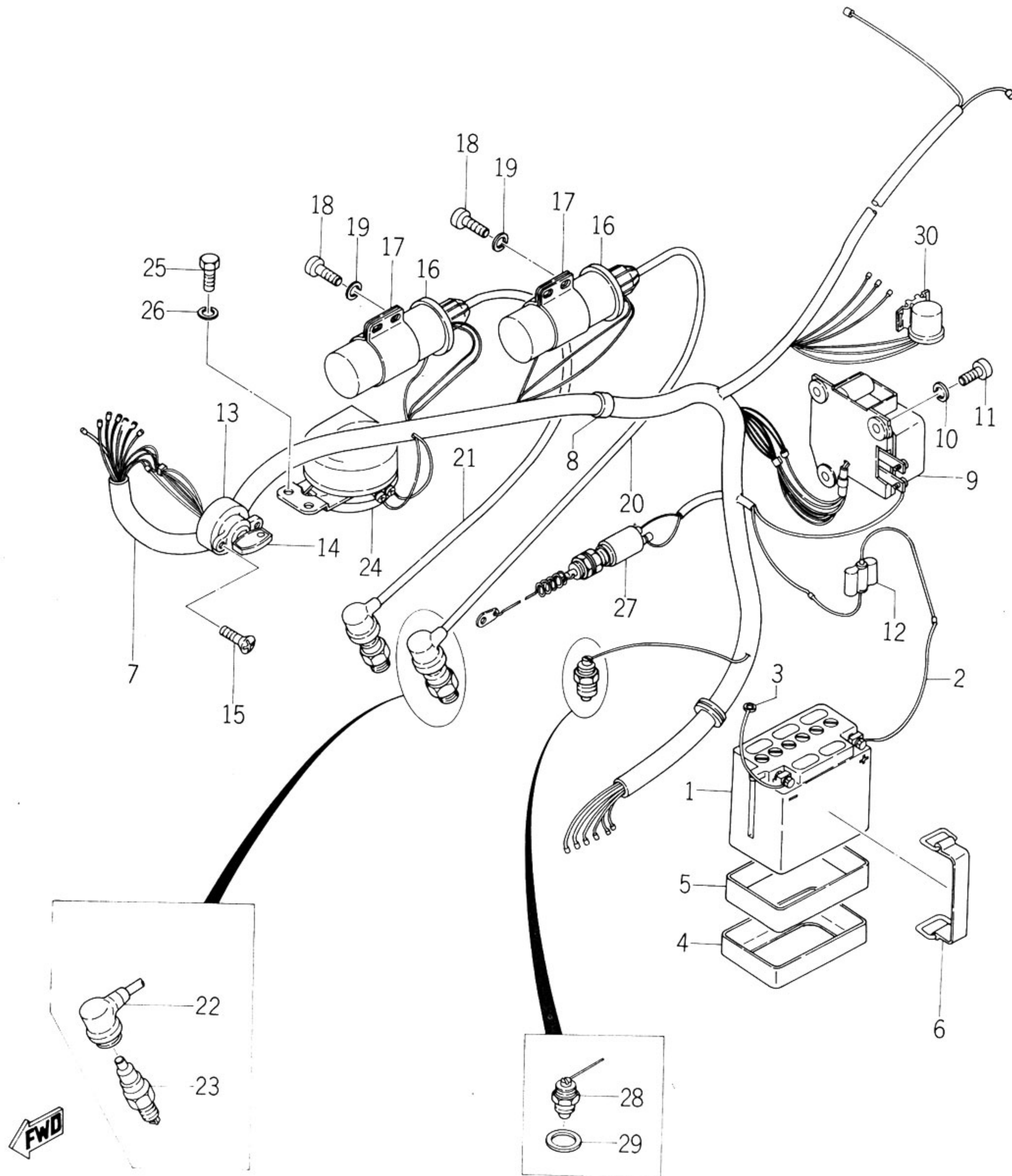




Ref No.	Part No.	Part Name	Description	Qty	S · R	Remarks
26- 1	168-83310-20	FRONT FLASHER LAMP ASS'Y		2		
26- 2	136-83311-20	. BULB, flasher	12V 8W	2		☆
26- 3	141-83312-20	. LENS, flasher		2		
26- 4	92901-03100	. WASHER, spring		2		
26- 5	92503-03006	. SCREW, pan head		2		
26- 6	136-83348-20	. WASHER, special		2		
26- 7	92901-08100	. WASHER, spring		2		
26- 8	92801-08200	. NUT		2		
26- 9	168-83318-00	STAY, flasher (L. H)		1		
26-10	168-83328-00	STAY, flasher (R. H)		1		
26-11	168-83330-20	REAR FLASHER LAMP ASS'Y		2		
26-12	136-83311-20	. BULB, flasher	12V 8W	2		☆
26-13	141-83312-20	. LENS, flasher		2		
26-14	92901-03100	. WASHER, spring		2		
26-15	92503-03006	. SCREW, pan head		2		
26-16	136-83348-20	. WASHER, special	8-15-2.3	2		
26-17	92901-08200	. WASHER, plain		2		
26-18	92901-08100	. WASHER, spring		2		
26-19	92801-08200	. NUT		2		



# Fig.27 ELECTRICAL SYSTEM





Ref No.	Part No.	Part Name	Description	Qty	S · R	Remarks
27- 1	173-82110-70	BATTERY ASS'Y		1		
27- 1a	131-82110-70	.CAP, battery		6		
27- 2	173-82115-00	WIRE, plus lead	300L	1		
27- 3	173-82116-00	WIRE, minus lead	200L	1		
27- 4	173-82122-00	SEAT, battery		1		
27- 5	165-82124-00	BAND, battery		1		
27- 6	137-82131-00	BAND ASS'Y		1		
27- 7	173-82590-10	WIRE HARNESS ASS'Y		1		
27- 8	150-82591-00	BAND		1		
27- 9	173-81910-20	VOLTAGE REGULATOR ASS'Y		1		
27-10	92901-06100	WASHER, spring		3		
27-11	92501-06015	SCREW, pan head		3		
27-12	148-82150-00	FUSE HOLDER ASS'Y		1		
27-13	174-82510-10	MAIN SWITCH ASS'Y		1		
27-14	168-82511-00	.KEY, main switch		2		
27-15	92603-04008	SCREW, oval head		2		
27-16	174-82310-70	IGNITION COIL ASS'Y		2		
27-17	174-82311-00	BAND, coil fitting		2		
27-18	92501-05015	SCREW, pan head		4		
27-19	92901-05100	WASHER, spring		4		
27-20	174-82341-00	CORD, high tension (L.H)		1		
27-21	174-82342-00	CORD, high tension (R.H)		1		
27-22	166-82370-20	PLUG CAP ASS'Y		2		
27-23	94700-00006	PLUG, spark	B8HC	2		
27-24	131-83371-22	HORN		1		
27-25	91201-08018	BOLT		2		
27-26	92901-08100	WASHER, spring		2		
27-27	174-82530-00	STOP SWITCH ASS'Y		1		
27-28	132-82540-00	NEUTRAL SWITCH ASS'Y		1		
27-29	136-82543-00	.GASKET		1		
27-30	174-83350-20	FLASHER RELAY ASS'Y		1		







I N D E X









Ref No.	New Part No.	Old Part No.	Ref No.	New Part No.	Old Part No.
8- 5	101-15636-00	H1-0439	8- 1	131-15638-00	H1-0435
8- 4	101-15637-00	H1-0440	13-19	131-81213-20	H1-2612
20-27	101-24356-00	YD3-1411	27- 1a	131-82110-70	
21-16	101-24356-00	YD3-1411	27-24	131-83371-22	H1-2209-1
9- 8	102-14456-00	MF2-0606	3- 9	132-11561-00	H2-0082
4-28	102-17463-00	MF2-0117	12-46	132-13166-00	H2-0821
5-30	102-17463-00	MF2-0222	2-20	132-13174-00	H2-0870
4-27	102-17464-00	MF2-0118	10-40	132-14135-00	H2-0652
5-29	102-17464-00	MF2-0223	10-20	132-14173-00	H2-0696
11-14	102-27114-00	MF2-1116	10-19	132-14174-00	H2-0651
25- 3	102-83517-20	MF2-2173	10-36	132-14486-00	
23-21	109-25136-00	YF1-1513	11- 3	132-14613-00	H2-0717
16-26	109-27238-00	YF1-1745	11- 5	132-14713-00	H2-0712
12-16	115-13124-60	F1D-0841	11- 6	132-14714-00	H2-0710
14-28	116-28317-00	U5-1922	1-12	132-15351-00	H2-0545
21- 8	117-21782-00		1-11	132-15353-00	FP-12-19-1
21-21	117-21782-00		1-13	132-15371-00	H2-0522
14-29	118-21787-00		8-16	132-15610-00	H2-0401
11- 9	120-14753-00		8-17	132-15613-00	YD3-0405
15- 9	120-27430-00	U7-1225	8- 7	132-15641-00	H2-0411
15- 9-1	120-27430-01	U7-1225-1			
15-10	120-27433-00	U7-1108	8- 9	132-15644-00	H2-0430
8-18	122-15612-01		5-24	132-15653-00	H2-0451
16- 8	122-27413-00	YG1-1104	8- 3	132-15661-00	H2-0412
25-14	122-84149-00		8-11	132-15664-00	H2-0427
25- 2	123-83516-20	G1D-2174	8-12	132-15665-00	H2-0425
11-18	125-14785-00	G1C-0741	8-13	132-15676-00	H2-0426
12- 1	126-13116-00	G1D-0814	4- 6	132-16321-00	H2-0103
4-24	126-16345-00	YG1-0125	4- 8	132-16333-00	
10-30	127-14121-00		6-17	132-16346-00	YD3-0126
10-31	127-14124-23	YG1-0632	5- 3	132-17216-00	H2-0288
10-14	127-14125-00	YG1-0662	5-21	132-17216-00	H2-0288
10-15	127-14134-00		5- 4	132-17414-00	H2-0291
10- 3	127-14142-20	YG1-0649-20	5-22	132-17414-00	H2-0291
10-29	127-14161-00	YG1-0633	7-11	132-18113-01	
10-13	127-14164-00		7- 2	132-18123-00	H2-0392
10- 6	127-14190-15	YG1-0664	7- 3	132-18124-00	H2-0314
10- 7	127-14195-00		7- 4	132-18133-00	H2-0327
15-11	128-27436-00		7- 6	132-18137-00	H2-0306
1-21	131-11175-00	H1-0009	6-14	132-18140-00	H2-0315
3-33	131-11633-00	H1-0017	6-16	132-18143-00	H2-0362
3-34	131-11634-00	H1-0018	6-15	132-18177-00	H2-0309
8- 6	131-15635-00	H1-0438	6-18	132-18338-00	H2-0330



Ref No.	New Part No.	Old Part No.	Ref No.	New Part No.	Old Part No.
6-21	132-18533-00	H2-0390-1	12-11	137-13148-00	
6-11	132-18561-00	H2-0391	12-42	137-13165-00	YA6-0825
20-24	132-24312-00		12-41	137-13167-00	YA6-0820
20-21	132-24518-00	H2-1461	12-40	137-13169-00	YA6-0827
20-22	132-24525-00	H2-1464	12- 4	137-13176-00	YA6-0811
27-28	132-82540-00	H2-2235	12-44	137-13185-00	YA6-0829
25-50	132-84328-60		12-43	137-13187-00	YA6-0828
25-51	132-84331-60		10-18	137-14133-00	
25-49	132-84334-60		10- 5-1	137-14143-10	YA6-0648-50
14-12	135-22243-00	YA6-1230	10- 5-2	137-14143-12	YA6-0648-60
			10- 5	137-14143-14	YA6-0648-70
3-19	136-11561-00	YA6-0081	10- 5-3	137-14143-16	YA6-0648-80
14-15	136-22243-00	YA6-1229	10- 5-4	137-14143-18	YA6-0648-90
19-30	136-23415-00	YG1-1315	10- 9	137-14186-00	YA6-0668
23- 9	136-25115-00	YA6-1509	6-24	137-15353-00	
24- 7	136-25115-00	YA6-1509	8- 8	137-15643-00	YA6-0431
24-14	136-25153-00	YA6-1527	4- 4	137-16324-00	YA6-0104
23- 7	136-25317-00	YA6-1508	4- 8A	137-16333-00	
24- 8	136-25317-00	YA6-1708	4- 9	137-16337-00	YA6-0115
24-12	136-25321-01	YA6-1705	4- 7	137-16351-00	YA6-0105
24-15	136-25351-01	YA6-1726	4- 5	137-16367-00	YA6-0120
24-44	136-25375-00	YA6-1767			
27-29	136-82543-00	FP-12-18-1	3-29	137-16377-00	YA6-0117
26- 2	136-83311-20	YA6-2172	21- 2	137-21761-00	YA6-1086
26-12	136-83311-20	YA6-2172	21- 5	137-21762-00	YA6-1088
26- 6	136-83348-20		21- 3	137-21763-00	YA6-1087
26-16	136-83348-20		21- 4	137-21764-00	YA6-1085
25-21	136-84314-00		21-13	137-21767-00	YA6-1091
25-17	136-84321-00		21-14	137-21768-01	YA6-1089-1
25-18	136-84322-00		21- 6	137-21770-61	YA6-1080-1
25-19	136-84323-00		21- 7	137-21772-01	YA6-1081
12-14	137-13125-00	YA6-0843	21-12, 14-31	137-21778-00	YA6-1083
12-23	137-13127-00	YA6-0842	21- 8	137-21781-00	
12-37	137-13128-00	YA6-0815	19-20	137-23112-00	YA6-1357
12-12	137-13129-00	YA6-0856	19-19	137-23114-00	YA6-1353
12-18	137-13131-00	YA6-0863	19- 3	137-23125-00	YA6-1377
12-21	137-13134-00	YA6-0859	19- 9	137-23143-00	YA6-1369
12-22	137-13135-00	YA6-0847	19- 7	137-23145-00	YA6-1374
12-34	137-13136-00	YA6-0856	19- 4	137-23147-00	YA6-1376
12-30	137-13137-00	YA6-0854	19-25	137-23346-00	
12-32	137-13138-00	YA6-0855	19-31	137-23454-00	YA6-1328
12-35	137-13139-00	YA6-0857	20-14	137-24513-00	YA6-1457
12-26	137-13141-00	YA6-0864	20-19	137-24523-00	YA6-1460
12-25	137-13142-00	YA6-0848	20-32	137-24610-00	
12-33	137-13147-00				



Ref No.	New Part No.	Old Part No.	Ref No.	New Part No.	Old Part No.
24-17	137-25133-00	YA6-1507	12-45	156-13168-00	DS3-0819
24-18	137-25159-00	YA6-1525	10-24	156-14116-02	
24-19	137-25355-60	YA6-1722-1	8-20	156-15618-01	
24-37	137-25385-00	YA6-1754	19-50	156-21188-00	DS3-1391
16- 3	137-27219-00	YA6-1119	19-29	156-23411-00	YD3-1321
27- 6	137-82131-00	YA6-1033	19-27	156-23412-00	YD3-1322
19-37	141-23427-00	YA6-1309	19-38	156-23418-00	
23-37	141-25181-00	YA6-1051	19-46	156-23433-00	YD3-1348
24- 2	141-25104-00		19-51	156-23480-00	DS3-1350
24-24	141-25411-00		20- 5	156-24181-00	DS3-1427
26- 3	141-83312-20	YAT-2135	20- 6	156-24182-01	DS3-1428
26-13	141-83312-20	YAT-2135	20- 8	156-24186-00	DS3-1419
3-18	146-11545-00	YD3-0070	25-30	156-24186-00	DS3-1419
23- 8	148-25115-00	YD3-1509	20- 9	156-24187-00	DS3-1420
23-17	148-25151-00	YD3-1526	23-27	156-25155-00	DS3-1522-1
23-16	148-25353-00	YD3-1727	23-34	156-25156-00	DS3-1523-1
23-26	148-25359-00	YD3-1525	23-19	156-25333-00	YD3-1507
24-25	148-25412-00	YD3-1755	18-14	156-26241-00	DS3-1804
16-24	148-27236-00	YD3-1742	18-17	156-26242-00	DS3-1805
24-39	148-27237-00	YD3-1744	18-16	156-26243-02	DS3-1808-2
16-25	148-27239-00	YD3-1748	18-15	156-26251-00	
27-12	148-82150-00	YD3-2205	18-33	156-26261-01	DS3-1881-1
18-18	150-26249-00		18-23	156-26341-01	DS3-1541-1
16-18	150-27316-00	DS3-1122	18-21	156-26346-00	DS3-1894
27- 8	150-82591-00	DS3-2245	18-25	156-26347-00	DS3-1570
18- 7	150-83912-00	DS3-1823	18-26	156-27226-00	DS3-1749
18- 8	150-83922-00	DS3-1828	18-24	156-27229-00	DS3-1729
25-16	150-84125-00		13-29	156-81235-20	
25-54	150-84125-00		25-12	156-83525-00	DS3-2125
25-24	150-84153-00		25-13	156-83550-00	DS3-2122
25-55	150-84153-00		3-31	164-11601-00	
23-20	152-25138-00	DS3-1512	3-31-1	164-11601-10	
23-32	152-25161-00	DS3-1531	3-31-2	164-11601-20	
18-19	152-26290-00	DS3-1815	10-21	164-14114-00	
18- 9	152-83915-00		10-26	164-14136-00	
25-42	152-84518-00	DS3-2117	10-25	164-14137-00	
3-20	156-11562-00	DS3-0084	10-10	164-14181-00	
12-10	156-13110-00	DS3-0861	10- 2	164-14184-00	
12-13	156-13120-00	DS3-0862	10- 8	164-14185-00	
12-29	156-13145-00	DS3-0852	2-11	164-15415-00	
			4-17	164-16343-00	H3-0122



Ref No.	New Part No.	Old Part No.	Ref No.	New Part No.	Old Part No.
5-11	164-17427-00		18- 5-1	168-82910-00	
6- 3	164-18551-00		18- 5	168-82910-20	
6- 4	164-18552-00		26- 1	168-83310-20	
14-13	164-22216-00		26- 9	168-83318-00	
14-14	164-22241-00		26-10	168-83328-00	
19-26	164-23462-00		26-11	168-83330-20	
20-30	164-24161-00		18-37	168-83936-00	
13- 8	164-81226-20		25-46	168-84338-60	
25- 0-3	164-84710-60		25-25	168-84354-00	
25-35	164-84711-60		25-56	168-84354-00	
25-27	164-84751-60		25-53	168-84355-60	
13-16	165-81111-20		25-34	168-84712-00	
13- 9	165-81126-20		25-36	168-84714-00	
27- 5	165-82124-00	G1D-2215	25-33	168-84716-00	
1-22	166-11171-60		25-37	168-84721-00	
27-22	166-82370-20		25-38	168-84724-00	
24-36	167-25379-00		18- 6-1	169-82820-00	
14-25	168-21713-00		18- 6	169-82820-20	
21-20	168-21713-00		17- 8	173-28100-00	
21- 9	168-21714-00		2- 8	173-15425-00	
14-24	168-21714-00		7- 9	173-18111-01	
14-23	168-21715-00		15-14	173-22151-00	
21-11	168-21729-00		22- 6	173-24717-00	
25-29	168-21738-00		18- 4-1	173-26111-10	
20- 7	168-24176-00		18-30	173-26313-00	
20- 4	168-24178-00		13- 0-1	173-81100-20	
20- 0-1	168-24500-00		13- 2	173-81110-20	
20-18	168-24512-00		13-12	173-81132-20	
20-12	168-24515-00		13-32	173-81152-20	
20-17	168-24521-00		13-30	173-81153-20	
20-16	168-24522-00		13- 1	173-81155-20	
20-20	168-24524-00		27- 9	173-81910-20	
23-18	168-25130-00		27- 1	173-82110-70	
18-22	168-26337-00		27- 2	173-82115-00	
18-20	168-26344-00		27- 3	173-82116-00	
13- 3	168-81221-20		27- 4	173-82122-00	
13- 4	168-81222-20		27- 7	173-82590-10	
13-20	168-81231-20	DS3-2623	18- 6-2	173-82820-20	
27-14	168-82511-00		18- 5-2	173-82910-20	
			25-26	173-84313-00	



Ref No.	New Part No.	Old Part No.	Ref No.	New Part No.	Old Part No.
1-19	174-11111-00		10-26-1	174-14136-00	
1-20	174-11121-00		10- 4	174-14141-30	
1-18	174-11181-00		10-28	174-14158-00	
1-16	174-11311-00		10-28-1	174-14158-01	
1-17	174-11321-00		10-32	174-14168-00	
1-15	174-11351-00		10-38	174-14169-00	
1-14	174-11361-00		10-38-1	174-14169-01	
3- 0-1	174-11400-00		10-17	174-14171-00	
3- 1	174-11412-00		10-33	174-14175-00	
3- 2	174-11422-00		10-34	174-14176-00	
3- 3	174-11432-00		10-35	174-14177-00	
3- 4	174-11442-00		10-39	174-14178-00	
3-11	174-11511-00		10-10-1	174-14181-00	
3-12	174-11512-00		9- 1	174-14411-01	
3-16	174-11515-00		9- 3	174-14412-00	
3-24	174-11523-00		9- 2	174-14451-00	
3-14	174-11541-00		9- 7	174-14453-00	
3-30	174-11631-00		9- 9	174-14456-00	
3-30-1	174-11631-10		11- 1	174-14611-00	
3-30-2	174-11631-20		11- 4	174-14612-00	
			11- 2	174-14621-00	
3- 5	174-11651-00		11- 7	174-14710-00	
3- 8	174-11681-00		11- 7A	174-14710-20	
3- 7	174-11685-00		11- 8	174-14720-00	
12- 0-1	174-13101-00		11- 8A	174-14720-20	
12-31	174-13144-00		11-15	174-14786-20	
12-47	174-13161-00		11-17	174-14789-00	
12-48	174-13171-00		1- 1	174-15111-00	
12- 2	174-13175-00		1- 2	174-15121-00	
12- 6	174-13178-00		2-13	174-15324-00	
10-42	174-13555-00		1- 5	174-15357-01	
			2-15	174-15363-00	
10-41	174-13556-01		5-14	174-15389-00	
10- 0-1	174-14101-00		2- 1	174-15411-00	
10- 0-1a	174-14101-01		2-18	174-15416-00	
10- 0-2	174-14102-00		2- 2	174-15418-00	
10- -2a	174-14102-01		2-14	174-15421-00	
10-22	174-14112-30		4-11	174-15631-00	
10-23	174-14113-30		5-23	174-15651-00	
10-30-1	174-14122-00		4- 1	174-16105-00	
10-16	174-14123-00		3-27	174-16111-00	
10-27	174-14131-00		4-26	174-16154-00	
10-27-1	174-14131-01		4-12	174-16164-00	
10-15-1	174-14134-00		4-10	174-16176-00	
10-18-1	174-14134-00				



Ref No.	New Part No.	Old Parts No.	Ref No.	New Parts No.	Old Parts No.
4- 0-1	174-16301-00		14- 3	174-21316-00	
4-22	174-16340-00		14-21	174-21337-00	
4-15	174-16348-00		14- 7	174-21481-00	
4-29	174-16356-00		14- 8	174-21482-00	
4-14	174-16357-00		16- 9	174-21483-00	
4-21	174-16359-00		14- 4	174-21484-00	
4-16	174-16362-00		18- 1	174-21510-00	
4-19	174-16365-00		18-34	174-21518-00	
4- 3	174-16371-00		14-17	174-21610-00	
5- 7	174-17121-00		14-20	174-21626-00	
5- 6	174-17131-00		14-22	174-21711-01	
5- 5	174-17141-00		14-30	174-21717-00	
5- 2	174-17151-00		17- 7, 21-19	174-21746-00	
5-20	174-17211-00		21- 1	174-21751-01	
5-16	174-17221-00		21-15	174-21766-00	
5-17	174-17231-00		21-18	174-21776-00	
5-18	174-17241-00		14-26	174-21786-00	
5-19	174-17251-00		21-17	174-21797-00	
5- 0-1	174-17401-00		15- 1	174-22110-01	
5- 0-2	174-17402-00		15- 2	174-22123-00	
5- 1	174-17411-00		15- 3	174-22141-00	
5-15	174-17421-00		14-11	174-22210-00	
5-28-1	174-17461-40		15- 5	174-22311-00	
5-28	174-17461-50		19- 0-1	174-23100-00	
5-28-2	174-17461-60		19-21	174-23111-00	
5-26	174-17462-00		19-18	174-23115-00	
5- 9	174-17471-00		19-15	174-23116-00	
7- 1	174-18101-00		19-16	174-23121-00	
6- 0-1	174-18301-00		19-13	174-23123-00	
2- 4	174-18428-00		19- 6	174-23124-00	
6- 2	174-18511-01		19- 2	174-23126-00	
6- 6	174-18512-01		19- 5	174-23127-00	
6- 7	174-18513-01		19-17	174-23131-00	
6- 1	174-18541-00		19- 1	174-23136-00	
6- 9	174-18544-00		19-10	174-23141-00	
6-23	174-18558-00		19-11	174-23142-00	
6-25	174-18578-00		19- 8	174-23146-00	
14- 1	174-21110-00		19-14	174-23163-00	
17- 1	174-21170-00		19-12	174-23340-00	
14- 2	174-21315-00		19-39	174-23419-00	



Ref No.	New Part No.	Old Part No.	Ref No.	New Part No.	Old Part No.
19-40	174-23421-00		24-31	174-25381-00	
19-43	174-23422-00		24-33	174-25383-00	
19-36	174-23424-00		24-30	174-25386-00	
19-44	174-23425-00		24-26	174-25387-00	
19-35	174-23428-00		24-34	174-25388-00	
19-32	174-23435-00		24-32	174-25389-00	
19-47	174-23441-00		24-22-1	174-25435-20	
19-33	174-23443-00		24-22	174-25437-20	
19-34	174-23451-00		24-22-2	174-25439-20	
19-45	174-23453-00		18- 4	174-26111-00	
20- 1	174-24110-00		18-28	174-26311-00	
20- 2	174-24129-00		18-28-1	174-26311-10	
20- 3	174-24139-00		18-28-2	174-26311-20	
20-28	174-24171-00		18-29	174-26312-00	
20-29	174-24172-00		18-31	174-26321-00	
20-25	174-24312-00		18-32	174-26335-01	
20-26	174-24331-00		18-32-1	174-26335-11	
22- 1	174-24730-00		18-32-2	174-26335-21	
22- 1a	174-24731-00		18-23-1	174-26341-10	
22- 4	174-24741-00		18-23-2	174-26341-20	
22- 5	174-24830-00		16- 1	174-27111-00	
23- 0-1	174-25101-00		16- 2	174-27112-00	
23- 2	174-25104-00		16- 5	174-27115-00	
23- 1	174-25111-00		16- 6	174-27116-00	
18- 4-2	174-25111-20		16-19	174-27211-00	
23-38	174-25118-00		16-23	174-27216-00	
23-15	174-25121-00		16-20	174-27231-00	
23-14	174-25135-00		16-15	174-27311-00	
23-29	174-25163-00		16-16	174-27317-00	
23-33	174-25164-00		16- 7	174-27411-01	
23-30	174-25165-00		14-27	174-28316-00	
23-39	174-25183-00		27-16	174-82310-70	
24- 0-1	174-25301-00		27-17	174-82311-00	
24- 1	174-25311-00		27-20	174-82341-00	
24-16	174-25330-00		27-21	174-82342-00	
24-10	174-25364-00		27-13	174-82510-10	
24-23	174-25366-00		27-27	174-82530-00	
24-40	174-25371-00		27-30	174-83350-20	
24-45	174-25373-00		25- 1	174-83510-70	
24-46	174-25374-00		25- 1-1	174-83511-20	



Ref No.	New Part No.	Old Part No.	Ref No.	New Part No.	Old Part No.
25- 9	174-83513-00		23-10	93306-20203	B-6202
25-10	174-83523-00		24- 9	93306-20203	B-6202RS
25-11	174-83524-00		3-10	93306-20504	B-6205C3
25- 8	174-83529-70		23-11	93306-30202	B-6302
25- 4	174-83536-20		5- 8	93306-30401	B-6304
25- 5	174-83537-20		3-21	93306-30402	B-6304C3
25- 6	174-83538-20		3-23	93306-30501	B-6305C3
25- 7	174-83539-20		3-32	93310-21403	
25- 0-2	174-84300-00		3- 6	93310-42012	
25- 0-4	174-84300-60		5-12	93315-31501	
25-23	174-84311-00		4-25	93341-22603	
25-43	174-84311-00		5-25	93410-13004	CL-S3
25-22	174-84312-00		8-10	93410-15005	CL-C15
25-52	174-84312-60		24-27	93420-42007	CL-R42
25-15	174-84315-00		6-10	93430-03014	
25-45	174-84315-60		7- 7	93430-10016	CL-E10
25-44	174-84320-60		16- 4	93430-12008	CL-E12
25-20	174-84324-00		12-20	93440-08001	YA6-0858
25-28	174-84753-00		5-13	93450-22012	
10-22-1	183-14112-30		3-17	93450-52010	CL-R52
10-23-1	183-14113-30		19-28	93501-04011	BA-1-4
25-57	91401-10010		4-13	93505-16006	BA-5-16
12-27	91608-20010	YA6-0851			
1- 7	91810-03014		6-22	93505-16006	BA-5-16
1- 3	91810-08016		12-39	93505-32002	BA-5-32
12-36	93101-10001	S-10215	12-15	93602-04029	YA6-0845
12- 5	93101-10002	S-10227	12-19	93603-12030	YA6-0846
7- 8	93101-12004	S-12225			
24-13	93101-42018	S-42566	1- 4	93603-14026	KN-3-14
8-14	93102-15002	SD-15266	12- 3	93603-22028	YA6-0813
3-22	93102-20010	SD-20408	3-13	93604-14014	KN-4-14
23-12	93102-22027	SD-22357	8-19	93604-18017	YD3-0408
5-27	93102-28021	SD-28447	6- 8	93604-23027	KN-4-23
3-26	93103-32031	SW-32488			
12-17	93104-04001	SO-493	23- 6	94125-18019	
23-22	93104-07003	SO-7144	24- 6	94127-18025	
12-24	93104-14004	SO-14255	23- 5	94225-18006	
24-29	93106-30004	DD-30428	24- 5	94227-18009	DS2-1605
23-13	93107-50003	OS-64507	23- 4	94325-18005	DS3-1607
23-23	93210-13017	OR-2. 4-13. 4	24- 4	94327-18007	DS2-1607
3-25	93210-18023		23- 3	94416-18013	DS3-1603
24-11	93210-43043	OR-3-42. 5	24- 3	94416-18016	
3-15	93210-46044	OR-3-46	24-50	94514-28104	
4- 2	93210-85075		24-50a	94614-28001	
24-28	93306-00405	B-6004RS	27-23	94700-00006	SP-B8HC



First edition, Dec., '67.

**YAMAHA YCS1**  
**PARTS LIST**

( **IBM** New Number )

**YAMAHA MOTOR CO.,LTD**

HAMAKITA JAPAN













**YAMAHA MOTOR CO.,LTD.**

**PRINTED IN JAPAN**